

# American Flyer

## RACING SETS

*All landscaped . . . all wired  
. . . all ready to race!*

Each set includes six square panels that snap together to form a scenic racing layout — not just a stark oval or figure eight of roadway sections, but completely landscaped, completely wired! Rugged molded panels are hand-painted in the natural colors of lakes, hills, rocks, ravines, fields — even mountains. Roadway is built right into the scenery. No ordinary table-top racing set can offer so much fun, so much realism!

**No. 19750 JAMES BOND 007 RACING SET — DELUXE.** A dream layout that offers challenges to the skillful driver never before seen in table-top racing: Hill Climb, spectacular jump over "Bridge Out" gap, slippery oil slick, tight curves, alternate route-switching, narrow road that permits passage of only one car at a time. Includes: LeMans Start panel with switches that send cars alternately to mountain and valley routes; pit stop area with car lift and equipment; mountain-tunnel panel; jump receive panel; power panel with hidden Power Pack (U.L.C.S.A. Approved); separate curved ramp, 2 curve panels; James Bond Aston-Martin and Mustang cars; 2 hand speed controls; flashing red warning lights; lap counters; over thirty signs, trees, fences and other scenic pieces. Layout size: 33" x 50". Packed 1 per carton, shipping weight 17 lbs.

### POWER STEERING

First time in miniature racing history, **you steer your car to win!** You're at the wheel exactly as if you were driving, steering right or left, or centering it on the straight-away. You must steer correctly **all the time**, or your car **stops!**

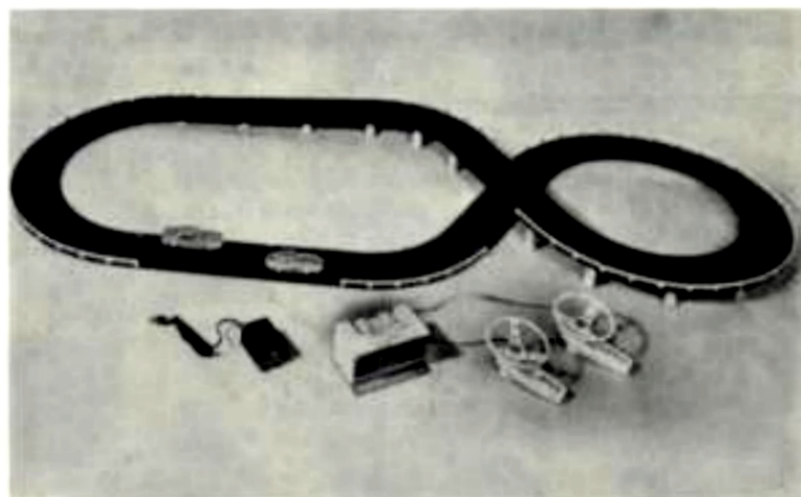
#### **AUTO-RAMA SERIES 200 (19702)**

With **POWER STEERING** and **PIT STOP** — A new, powerful Mustang and XKE Jaguar with new added detail are the competing cars on this stretched-out 8 that also includes **Flip Flop Chicane** (force your opponent to change lanes!). You also get: 2 Power-Steering-Speed Controls that put you "at the wheel" for real, Pit Stop, 30 Roadway sections, 14-piece plastic ramp set, plastic fence, plug-in Power Pack (U.L.C.S.A. Approved). Layout size: 6' 7" x 2' 6". Packed 2 per carton, shipping weight 21 lbs.



AMERICAN FLYER INDUSTRIES  
1967 FOLDER

Reproduced 1974 by Max Knoecklein




**American Flyer** INDUSTRIES

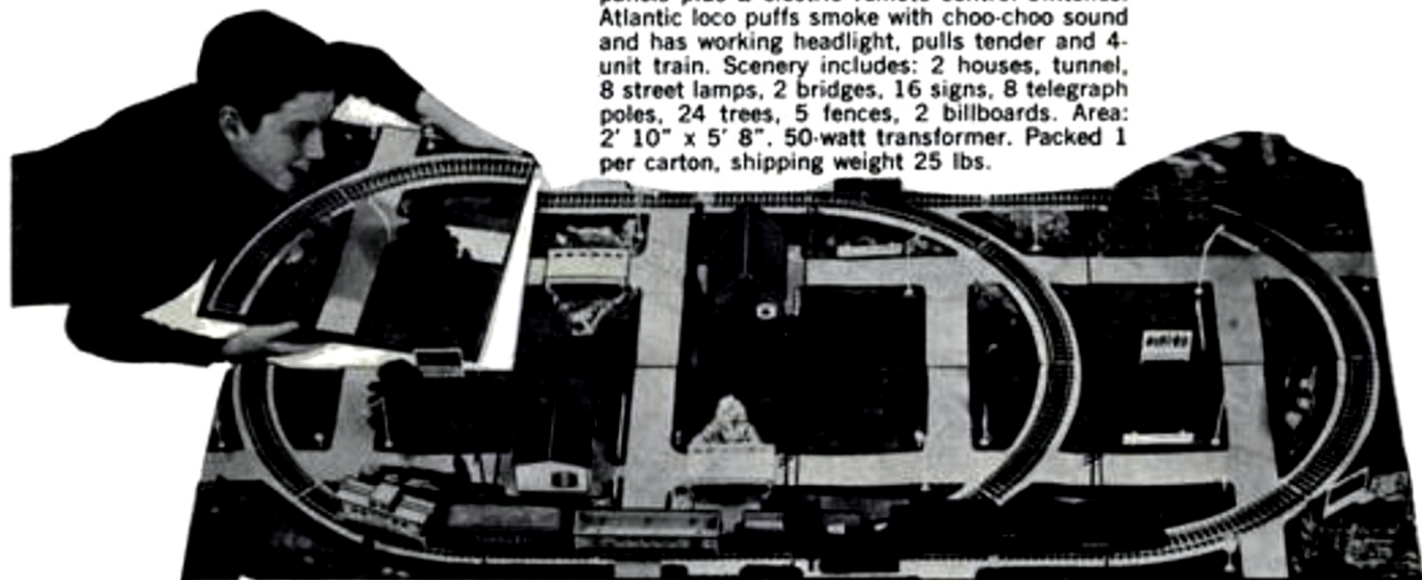
200 Fifth Avenue - 212 924-6300  
New York, New York 10010



**THE PIONEER 600 (20811)** Six scenic panels, all landscaped and wired, give you a complete starting layout that's 2' 10" x 4' 3". You also get: Steam loco, tender and 3 cars, a tunnel, 2 billboards, 2 houses, 2 bridges, 6 telegraph poles, 5 street lamps, 12 signs, 22 trees, 4 fences and 25-watt transformer. Packed 1 per carton, shipping weight 18 lbs.



**THE CHAMPION 800 (20812)** Eight scenic panels plus 2 electric remote control switches. Atlantic loco puffs smoke with choo-choo sound and has working headlight, pulls tender and 4-unit train. Scenery includes: 2 houses, tunnel, 8 street lamps, 2 bridges, 16 signs, 8 telegraph poles, 24 trees, 5 fences, 2 billboards. Area: 2' 10" x 5' 8". 50-watt transformer. Packed 1 per carton, shipping weight 25 lbs.



**EXPANSION POSSIBILITIES ARE UNLIMITED WITH THESE ADD-ON SCENIC PANELS**

**ALL PANELS** are hand-painted and pre-wired, with complete railroad and roadside accessories as shown.

**26101** Scenic Curve Track Panel. 6 per carton, 21 lbs.

**26121** Scenic Straight Track Panel. 6 per carton, 21 lbs.

**26122** Scenic Straight Panel with Remote Control Whistle. Control button for whistle on long lead attaches to transformer panel. Packed 6 to carton, shpg. wt. 22 lbs.

**26141** Scenic Electric Right Switch Panel. Switch control on long lead attaches to transformer panel for remote operation. Packed 6 to carton, shpg. wt. 22 lbs.

**26142** Scenic Electric Left Switch Panel. Completely wired, as in Right Switch Panel. Packed 6 to carton, shpg. wt. 22 lbs.

**26151** Scenic Cross-over Panel. 6 to carton, 21 lbs.




AMERICAN  
FLYER

**All★Aboard®**


**The sets that have revolutionized the train business  
... all landscaped, all wired, all ready to go!**

Scenic snap-together panels, 17" square, are hand-colored to represent fields, lakes, ravines, roads, hills. Every set includes houses, trees, fences, signs in amazing detail, with S-gauge track already mounted to roadbed. All sets include tunnel, automatic uncouplers, locomotive with remote starting, stopping, reversing, and complete train and transformer.

**THE WESTERNER 1200 (20813)** Twelve scenic panels give an entire small world of railroading, set in a complete, colorful landscape! Big Pacific loco, with smoke, choo-choo sound and operating headlight, pulls tender and 5 cars. Other railroad equipment includes: 3 electric remote-control switches, 90° crossing, remote control whistle, 2 uncouplers, 50-watt transformer. 101 scenic units — trees, poles, signs, etc. — including 4 houses and a barn. Layout area: 4' 3" x 5' 8". Packed 1 per carton, shipping weight 35 lbs.



24533



24569



24549



24316

## ROLLING STOCK

In new, colorful see-through packages

**24316 Mobilgas Tank Car.** Packed 4 to carton, shipping weight 2 lbs.

**24549 Erie Floodlight Car,** with operating light. Packed 4 per carton, shipping weight 3 lbs.

**24569 Industrial Brownhoist Crane Car.** Manual controls raise and lower boom and hoist. Packed 4 per carton, shipping weight 4 lbs.

**24533 Track Cleaning Car.** Actually cleans tracks for best operation. Packed 4 per carton, shipping weight 4 lbs.



AMERICAN FLYER

S  
GAUGE

ACCESSORIES



Pacific type 4-6-2 Loco and Tender with real Smoke, Choo-Choo sound, operating Headlight, Pull-Mor Power to haul over 40 cars, Remote Control



No. 2555 Motorized Rocket Sled. Five mighty jet tubes "power" this streamlined rocket sled that's designed like that kind in which Col. Stapp has set world's records. While sled streaks along the rails, pilot can be ejected electrically by remote control. Or you can stop the sled around your railroad on the special flat car provided.



No. 2380 Puzzy Back Unloader and Car. Up-to-date railroading fun with this new accessory that unloads hitch-hiking trailers automatically.



No. 2305 TRANSFORMER  
Built in circuit breaker, 175 watt capacity rating, 115 volts, 60 cycles A.C. Directional switch reverses locomotive.

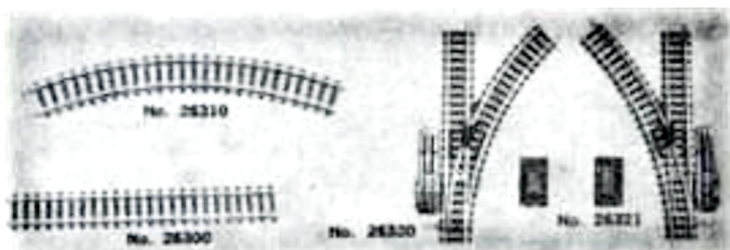


Here's real fun and a "must" for every American Flyer railroad! Includes two truck trailers, railroad fun car and accessory. NOTE: Place 1/4" cardboard underneath for operation with new Pike Master Track.



No. 23743 Motorized Track Maintenance Car. Designed like the inspection cars used by all railroads in checking track and right-of-way. Has tool lockers and full detail.

## Pike-Master TRACK



AMERICAN  
FLYER

## AUTO-RAMA ACCESSORIES



No. 19340 Grandstand Kit. A colorful addition to any racing set, it's easy and fun to assemble and includes complete set of appropriate signs. Size is 8" long x 4 1/4" wide x 5" high when set up.

No. 19335 Official Starter. You press lever in rear and the man's arm drops to make exact starting and stopping time of each race. 4" high overall. Two flags included — one black and white checkered, one solid green.

No. 19341 Hump Bridge Kit. Adds a lot of color and interest to your layout — and takes extra skill, too. Quickly and easily assembled. Requires 3 straight Auto-Rama roadway sections (not included).



ASK FOR COMPLETE INFORMATION ON TRAIN AND RACING ACCESSORIES

AMERICAN FLYER INDUSTRIES

200 Fifth Avenue New York, New York 10010