


# AMERICAN FLYER

by GILBERT



*NEW* 1958 MODELS



**Exclusive  
that make**

**SMOKE AND CHOO-  
CHOO SOUNDS**

## **PULL-MOR POWER!**

The locomotive pulling the long, l-o-n-g string of cars is an actual photograph of an American Flyer train in action. Only an American Flyer loco with PULL-MOR POWER can haul so many cars as this (and even more!) or climb such steep grades.



### **TRACKSIDE BILLBOARDS**

Add realism to your American Flyer railroad with these miniature billboards, featuring SINCLAIR PETROLEUM and DEL MONTE. They're packed free with most American Flyer train sets.



Only American Flyer trains **SOUND** real as well as **LOOK** real! While actual Smoke puffs from the stack, Choo-Choo-Choo sounds come right from the boiler, timed to the drive wheel action.

The A. C. Gilbert Company,  
New Haven 6, Connecticut. U.S.A. 1958.



## Features


**AMERICAN FLYER** *the best trains ever made!*

### 2-RAIL "T" TRACK



The difference between a TOY train and a MODEL TRAIN is American Flyer 2-rail "T" track. No third rail in the middle. No toy-like rounded rails. An authentic 2-rail design with real railroad "T" shape, with flat-on-top construction for greater traction.

### LOCOMOTIVE CRAFTSMANSHIP



What makes a locomotive tick? Many things. All of these parts, for instance. 360 of them. But there are more than just parts in an American Flyer loco. There is craftsmanship and pride-in-work — another reason why American Flyer is best.



### "BUY-ME" PACKAGING

There's never been anything like it in the train field — an exciting, modern package with irresistible consumer appeal. Outside illustrates colorful railroad theme, with high shelf brand identification. Lift off top and dazzling train presentation is exposed, with locomotive, cars and equipment on merchandising tray.

*The Only Sales-Getting Merchandising Display Package in the Train Field!*





**Brand  
NEW!**

AMERICAN FLYER

## "DOCKSIDER" FREIGHT



AMERICAN FLYER

## BALDWIN "FLYING FREIGHTER"

### No. 20410 BALDWIN "FLYING FREIGHTER"

Rugged, powerful train—ideal as a beginner set—yet has a worm-drive motor and the same scale model craftsmanship as expensive American Flyer outfits. Locomotive is a scale model of the famous Baldwin Diesel and has Pull-Mor Power, front-and-rear couplers and authentic markings. Rolling stock includes Gondola, Reefer and Caboose. The "FLYING FREIGHTER" Set measures 2 Ft., 9½ In. long.

*with Pull-Mor Power • Remote Control • Transformer*





## No. 20405 AMERICAN FLYER "DOCKSIDER"

If you're up on your railroading, you know that in real life this mighty mite locomotive is the workhorse of the dockyards, pushing and pulling freight-loaded cars from dawn til dusk. This little beauty is a detail-packed scale model that puffs real Smoke, sounds off with Choo-Choos and is equipped with Pull-Mor Power for heavy hauls. Includes 40-watt Transformer and 12 sections of track. The "DOCKSIDER" Freight Set measures 2 Ft. 6 in. long



No. 21155 "DOCKSIDER" LOCOMOTIVE may be bought separately, if desired.

\$19.95



**LOAD 'EM UP!** Operating by electric remote control, big American Flyer Coal Loader (see page 39) scoops up anthracite from car hauled by "Docksider" switcher. Model railroads like this are fun to plan and construct with American Flyer trains and equipment.

## "Docksider" Freight includes:

LIST PRICE

Docksider locomotive	\$19.95
Santa Fe box car	4.50
B & O Hopper car	4.50
Caboose	4.95
Uncoupler	2.00
40-watt Transformer	6.95
12 sec. Curved Track @ 30c	3.60
Track Terminal	.25
Total, if purchased separately	\$46.70
<b>TRAIN SET PRICE, COMPLETE.</b>	<b>\$27.50</b>



**40-WATT TRANSFORMER**, included with "Docksider" Freight. Approved by Underwriters' Laboratories and CSA.

No. 20410

\$24.95

No. 21801 BALDWIN DIESEL LOCOMOTIVE. May be purchased separately, if desired. Has worm drive motor, couplers front and rear, headlight and Pull-Mor Power. \$17.50



## "Flying Freighter" includes:

LIST PRICE

Baldwin Diesel Locomotive	\$17.50
N. & W. Gondola Car	4.50
Illinois Central Reefer	4.50
Caboose	4.95
40-Watt Transformer	6.95
Uncoupler	2.00
12 sec. Curved Track @ 30c	3.60
Track Terminal	.25
Total, if purchased separately	\$44.25
<b>TRAIN SET PRICE, COMPLETE.</b>	<b>\$24.95</b>



**40-WATT TRANSFORMER** with both fixed and variable voltages, is included with the "Flying Freighter."




## "BLACK DIAMOND" Freight

### No. 20415 "BLACK DIAMOND" FREIGHT SET

Just let your eye slide over the wealth of detail on this heavy-weight "steamer" that heads up an authentic scale model freight haul. Valve gear, side rods, steam box, rivet heads—it's all there in meticulous detail. Loco also puffs real Smoke and gives off Choo-Choo sound effects. Cars include Tank, Lumber car and Caboose.

The "BLACK DIAMOND" Freight Set measures 3 Ft. 4¾ In. long.

AMERICAN FLYER



No. 20415

\$29.95

## "MOUNTAINEER" Work Train *with Action Crane Car!*

### No. 20420 "MOUNTAINEER" WORK TRAIN

Never before has such a high-value work train with big railroad-action Crane Car, been offered at such a low price! 4-6-2 Locomotive puffs Smoke, has Choo-Choo sounds and is equipped with Pull-Mor and remote control. Here's a set packed with railroad excitement and adventure—an outfit to last for years.

The "MOUNTAINEER" Work Train Set measures 3 Ft. 7¼ In. long.

**BIG VALUE AMERICAN FLYER WORK OUTFIT!**



No. 20420

\$34.95



No. 21105 LOCOMOTIVE may be bought separately, if desired. Has Smoke, Choo-Choo sounds, Pull-Mor Power. **\$23.00**

★ **REAL SMOKE** ★ **CHOO-CHOO SOUND** ★ **PULL-MOR POWER** ★ **REMOTE CONTROL**



*Entire Train Equipped with Railroad Knuckle Couplers*



**"Black Diamond" Freight includes:**

	LIST PRICE
Steam Locomotive and Tender,	
Atlantic type .....	\$23.00
New Haven Lumber Car .....	5.95
Gulf Tank Car .....	5.50
Caboose .....	4.95
Uncoupler .....	2.00
40-Watt Transformer .....	6.95
12 sec. Curved Track @ 30c .....	3.60
Track Terminal .....	.25
Total, if purchased separately .....	\$52.20
<b>TRAIN SET PRICE, COMPLETE</b>	<b>\$29.95</b>

**40-WATT TRANSFORMER**, approved by Underwriters' Laboratories, included with "Black Diamond" Freight.



**New Western Maryland R.R.**

**Hopper Car!** With correct colors and markings. Load interior with coal, slag, ore, rock or other payload cargo.

**Railroad Action with the "Big Hook"!**

Lift de-railed locomotives and cars! One wheel manipulates hook; other controls boom. Ruggedly constructed.



No. 21085 "PACIFIC" LOCOMOTIVE, with Smoke, Choo-Choo and Pull-Mor Power, may be purchased separately at **\$26.00**

**POWERFUL TRANSFORMER**, with 40-watt rating, included with "Mountaineer" train.



**"Mountaineer" Work Train Includes:**

	LIST PRICE
Pacific 4-6-2 Locomotive .....	\$26.00
New Western Maryland Hopper .....	4.50
Operating Crane Car .....	7.95
Work & Boom Car .....	6.95
Uncoupler .....	2.00
40-watt Transformer .....	6.95
12 sec. Curved Track @ 30c .....	3.60
2 sec. Straight Track @ 30c .....	.60
Track Terminal .....	.25
Total, if purchased separately .....	\$58.80
<b>TRAIN SET PRICE, COMPLETE</b>	<b>\$34.95</b>






No. 20425

**\$37.50**

LOCOMOTIVE HAS FRONT-AND-REAR  
COUPLERS AND HEADLIGHT



**READY AND RARIN'** This is how the rocket looks in firing position, all ready for its flight into the "stratosphere".

**AMERICAN FLYER**

## "KEYSTONE" ROCKET FREIGHT

*Packed with ACTION! Built to Last!*

### No. 20425 "KEYSTONE" ROCKET FREIGHT

Watch this new-as-tomorrow freight blast off its rocket into "outer Space" by remote control, while all you do is push the button! Here's railroading of the future, brought to you today. New Pennsy switcher Locomotive puffs Smoke, has built-in Choo-Choos and is Pull-Mor Powered. In addition to Rocket Car, train includes Searchlight Car, for night operations, and Caboose.

The "KEYSTONE" Rocket Freight Set measures 3 Ft., 4 In. long.



**POWERFUL TRANSFORMER**, with 40-watt rating, is packed with the "Keystone" Rocket Freight. Has ample power for train operation and some accessories.



**No. 21005 PENNSYLVANIA SWITCHER LOCOMOTIVE.** One of the finest "yard goats" ever made in this 0-6-0 Pennsy Switcher with slope-back tender, Smoke, Choo-Choo, Pull-Mor Power and headlight. Included with "Keystone" train set but may be purchased separately at **\$27.50**

**NEW CABOOSE!** Yellow sides and silver roof, like some of the new-type "shanties" on America's big roads. This one is a real beauty.



**"Keystone" Rocket Freight includes:**

**LIST PRICE**

Pennsylvania 0-6-0 Switcher and Tender .....	\$27.50
Automatic Rocket Launcher Car ..	\$9.95
Searchlight Car .....	6.95
New Caboose .....	5.95
Uncoupler .....	2.00
40-watt Transformer .....	6.95
12 sec. Curved Track @ 30c ..	3.60
2 sec. Straight Track @ 30c ..	.60
Track Terminal .....	.25

Total, if purchased separately .. \$63.75  
**TRAIN SET PRICE, COMPLETE .. \$37.50**

## Night Action on the Missile Range!

The scene is bathed in illumination from the giant floodlight. Three-two-one-zero! You press the remote control button and the big rocket roars off into space, climbing higher and higher, while your searchlight beam follows its flight. Here's real supersonic fun!





*Designed from Actual Railroad Blueprints*

*Headlight Front and Rear*

No. 20430  
**\$42.50**



No. 21831 TEXAS & PACIFIC LOCOMOTIVE, with Pull-Mor Power, two headlights and front-and-rear couplers, may be purchased separately if desired, at \$25.00

**AMERICAN FLYER**

# **"SUNSHINE SPECIAL"** Freight Set

*with PULL-MOR POWER—Outclimbs and outpulls anything on Rails*

## **No. 20430 "SUNSHINE SPECIAL" FREIGHT**

This big Diesel "growler" can handle any chore on your pike, with ample power to spare. A copy in miniature of the famous General Motors GP-7 dual purpose locomotive, this scale model American Flyer beauty is equipped with Pull-Mor Power and rugged worm-drive motor. Making up the freight haul are a new New Haven R.R. Pipe Car, the colorful State of Maine Box Car, a new automatic Rio Grande walking brakeman car, a Jersey Central Cement car and new radio Caboose. 40-watt transformer and 16 track sections included. The "SUNSHINE SPECIAL" Freight Set measures 4 Ft. 3 1/4 In. long.

## **"Sunshine Special" Freight includes:**

	LIST PRICE
Texas & Pacific locomotive	\$25.00
New Haven Pipe Car	5.95
State of Maine Box Car	5.95
Automatic Walking Brakeman car	7.95
Jersey Central R.R. Cement car	5.95
New Radio Caboose	5.95
Uncoupler	2.00
40-watt Transformer	6.95
12 sec. Curved Track @ 30c	3.60
4 sec. Straight Track @ 30c	1.20
Track Terminal	.25
Total, if purchased separately	\$70.75
<b>TRAIN SET PRICE, COMPLETE</b>	<b>\$42.50</b>



## REMOTE CONTROL

Push button starting, stopping, reversing.

## Behold the Bustling Brakeman!

Back and forth he goes, tirelessly patrolling his beat atop the new Rio Grande box car, making certain all is in order on his train. Another American Flyer automatic feature.

## KNUCKLE COUPLERS at Each End

Push cars or pull them.

## BRAND NEW Radio Caboose!




40-WATT TRANSFORMER, with both fixed and variable voltage, is included with the No. 20430 Freight. Approved by Underwriters' Laboratories.



## Here's the "Sunshine Special" at work

Half the fun of model railroading is in creating scenes like this duplication of an actual railroad setting. For tips about how to plan and construct your model layout, send 25c in coin for **MODEL RAILROAD HANDBOOK**, containing 160 pages of text and dozens of illustrations. Address envelope to Model R.R. Handbook, The A. C. Gilbert Co., New Haven 6, Conn.





# NEW!

Medium Price  
Train with  
**TRUE-TONE  
ELECTRONIC  
STEAM  
WHISTLE!**



AMERICAN FLYER

## "METEOR" Freight

*Loaded with Railroad features*

**Heavyweight die-cast Locomotive... Real Smoke... Choo-Choo Sounds... Pull-Mor Power**

### No. 20435 AMERICAN FLYER "METEOR" FREIGHT

Surging power right at your fingertips with this mighty 4-6-2 12-wheel die-cast steam locomotive that's built for punishment. Just like the real "smokers" from which it was designed, it puffs real Smoke and sounds off with steady choo-choo-choos as it runs. With Pull-Mor Power she can haul

long strings of freights or passenger cars. Riding behind her are the new long Hopper car, new Canadian National R.R. box car, Mobilgas tanker and Action Caboose with interior lighting. 50 watt circuit-breaker Transformer and 14 track sections included.

The "METEOR" Freight Set measures 4 Ft., 1 3/8 In. long.

No. 20435  
**\$44.95**



**"Meteor" Freight includes:**

	LIST PRICE
Die-cast Pacific locomotive	\$39.95
New Union Pacific Long Hopper	5.95
New Canadian National Reefer	5.95
Mobilgas Tank Car	5.95
Action Caboose, illum.	7.95

Uncoupler	2.00
50-watt Transformer	8.95
12 sec. Curved Track @ 30c	3.60
2 sec. Straight Track @ 30c	.60
Track Terminal	.25
Total, if purchased separately	\$81.15
<b>TRAIN SET PRICE, COMPLETE</b>	<b>44.95</b>

## ACTION! on the rear platform!

The ultimate in miniature railroading! Every time train stops brakeman leans out to check cars ahead, returns to his post when train starts. All automatic.



## NEW L-O-N-G HOPPER CAR! NEW Canadian National R.R. Reefer!

50-WATT TRANSFORMER, with built-in circuit-breaker to guard against shorts and overloads, is included with the "Meteor" Freight.



### No. 21099 "PACIFIC" STEAM LOCOMOTIVE

with Pull-Mor Power, Smoke, Choo-Choo sounds and built-in Electronic Steam Whistle, may be bought separately. Also included with the "Meteor" Freight above.

**\$39.95**



AMERICAN FLYER

# *NEW!* TWO-UNIT SEABOARD R.R. "HOT SHOT"

No. 20440

\$52.50




## No. 20440 SEABOARD "HOT SHOT" FREIGHT

Brand new Baldwin Seaboard Railroad diesel, teamed up to haul a six-car freight drag, including the new long Union Pacific Hopper and illuminated Bay Window Caboose. The powerful twin-unit locomotive that heads up this combine has what it takes to haul a 40-car freight or climb steep grades with ease. Loaded with detail: note intricate truck sides, front coupler, vents, louvers, etc. All cars uncouple electrically by remote control; 50-watt Transformer with circuit-breaker included with outfit.

The "HOT SHOT" Freight Set measures 5 Ft., 9 1/4 In. long.

## CLIMBS HIGHER, BETTER, FASTER!

Grades like this are a cinch for your Seaboard "Hot Shot" freight, with Pull-Mor Power. See page 40 for description of the No. 26782 Trestle Set.







**INCLUDED WITH THE SEABOARD "HOT SHOT"** is this 50-watt Transformer that has built-in safeguarding circuit-breaker, to protect against shorts and burnouts.



**Seaboard "Hot Shot" Freight includes:**

	LIST PRICE
Seaboard 2-unit Diesel locomotive	\$29.95
Union Pacific Hopper car	5.95
Gulf Tank Car	5.50
American Reefer car	5.95
C. & O. Pipe Car	5.50
Missouri Pacific Box Car	5.95

Illum. Bay Window Caboose	6.95
Electric Uncoupler	3.95
50-watt Transformer	8.95
12 sec. Curved Track @ 30c	3.60
4 sec. Straight Track @ 30c	1.20
Track Terminal	.25
Total, if purchased separately	\$83.70
<b>TRAIN SET PRICE, COMPLETE</b>	<b>\$52.50</b>



**NEW LOCOMOTIVE...NEW L-O-N-G HOPPER...BAY WINDOW CABOOSE...REMOTE CONTROL OPERATION**

**SYMBOL OF RAILROAD POWER...**  
**The Twin-Unit Utility Diesel**

**No. 21918 SEABOARD  
2-UNIT DIESEL**

Has Pull-Mor Power, worm-drive Motor and new Seaboard R.R. colors and markings. Couplers front and rear; has headlight. Included with "Hot Shot" freight but may also be bought separately at \$29.95





# *A New First-Time Value!*

*Never Before has a Diesel Streamlined Passenger Train been offered in this Moderate Price Range!*

No. 20445

**\$52.50**



**AMERICAN FLYER**

The "NORTH COAST LIMITED"  
Streamliner Set measures 5 Ft., 5 1/4 In. long.

No. 20445

## **"NORTH COAST LIMITED" STREAMLINER**

Just touch the throttle and watch this streamlined beauty move off to a smooth start, picking up speed on the mainline, leaning into the curves, racing along the straightaways, rocketing up the grades like a greyhound. Here's true railroading adventure, with one of the most modern electric trains made! "A" unit Diesel is scale model of Northern Pacific locomotive and has Pull-Mor Power. Rolling stock includes Baggage & Club car, Coach, Vista Dome and streamlined Observation. Billboard Horn, uncoupler, 50-watt Transformer and 16 track sections complete this exceptional outfit.

# Vista Dome "NORTH COAST LIMITED"



**REMOTE CONTROL  
STARTING, STOPPING,  
REVERSING!**

**SOUNDS TRAIN SIGNALS  
WITH BILLBOARD  
DIESEL HORN**

**50-WATT TRANSFORMER  
WITH  
CIRCUIT-BREAKER!**



**SOUND AUTHENTIC TRAIN SIGNALS!**

All by remote control you can blow train signals with this Billboard Horn, creating illusion of sound coming right from the locomotive! Mechanism is concealed in the housing.



**50-WATT TRANSFORMER**, with built-in circuit-breaker to protect against shorts and burnouts, is included with the "North Coast Limited" train. Has ample power for train operation and some accessories.

**"North Coast Limited" Train includes:**

	LIST PRICE
Northern Pacific Diesel Locomotive	\$25.00
Northern Pacific Baggage & Club Car	8.95
Northern Pacific Coach	8.95
Northern Pacific Vista Dome Car	9.95
Northern Pacific Observation Car	9.95
Remote Control Billboard Horn	7.95
Uncoupler	2.00
50-watt Transformer	8.95
12 sections Curved Track @ 30c	3.60
4 sec. Straight Track @ 30c	1.20
Track Terminal	.25
Total, if purchased separately.	\$86.75
<b>TRAIN SET PRICE, COMPLETE</b>	<b>\$52.50</b>



**NEW AS TOMORROW'S SUNRISE!**

Luxurious vista dome car and sleek Observation provide your "North Coast Limited" passengers with the last word in comfort.

**No. 21551 NORTHERN PACIFIC DIESEL**, with Pull-Mor Power and headlight, may be purchased separately. Has full remote control operation. **\$25.00**





WH00-00-0

No. 20450

\$57.50



**NEW CHEMICAL  
SALT CAR!**



**NEW BAY WINDOW CABOOSE  
with ILLUMINATION!**



**AMERICAN FLYER**

**"TRAIL BLAZER" FREIGHT** *WITH REAL SMOKE,  
CHOO-CHOO SOUNDS, PULL-MOR POWER AND REMOTE CONTROL OPERATION!*



## Realistic Appearance with a L-O-N-G Freight Haul!



### No. 20450 AMERICAN FLYER "TRAIL BLAZER" FREIGHT

A train to thrill any model railroader—big, hefty die-cast Pennsylvania K-5 steam locomotive that puffs Smoke and sounds off with Choo-Choos at the head end of an eight-car freight haul, featuring a new Chemical Salt car and an illuminated Caboose. With its amazing Pull-Mor Power, the rugged loco can haul

40 or more cars without laboring and can take steep grades in stride. All cars uncouple by electric remote control; 18 track sections included with train set.


The "TRAIL BLAZER" Freight Set measures 6 Ft., 10½ In. long.

#### "Trail Blazer" Freight includes:

LIST PRICE		LIST PRICE	
Pennsylvania Steam Locomotive and Tender	33.50	New Chemical Salt Car	5.95
Boston & Maine Box Car	5.95	Illum. Bay Window Caboose	6.95
Missouri, Kansas, Texas Box Car	4.95	Electric Uncoupler	3.95
Delaware & Hudson Container Gondola	5.50	12 sections Curved Track @ 30c	3.60
State of Maine Box Car	5.95	6 sections Straight Track @ 30c	1.80
Wabash Hopper Car	4.50	18 Track Locks @ 3c	.54
Northern Pacific Reefer	4.95	Track Terminal	.25
Total, if purchased separately		\$88.34	
		<b>TRAIN SET PRICE, COMPLETE . . . \$57.50</b>	

TRANSFORMER OF 100-WATT CAPACITY, OR GREATER, SHOULD BE USED TO OPERATE THIS TRAIN SET. See Page 36.

## THE MIGHTY PENNSYLVANIA K-5... One of the Classics of American Locomotive Design...



**No. 21115 PENNSYLVANIA K-5 STEAM LOCOMOTIVE**, with real puffing Smoke, Choo-Choo sound effects, Pull-Mor Power and heavy die-cast construction, may be purchased separately if desired. Locomotive is included with "Trail Blazer" set above. **\$33.50**



AMERICAN FLYER

# New Haven "MAINLINER" Electric Freight

*Now Longer and Bigger than ever, with 9 Colorful Cars!*

*Headed by America's  
Most Powerful Electric Locomotive!*

PANTOGRAPHS RAISE AND LOWER!



No. 20455  
**\$57.50**

No. 21573  
**NEW HAVEN R.R. ELECTRIC LOCOMOTIVE**,  
with Pull-Mor Power, remote control, headlight and  
overhead pantographs that raise and lower, may  
be purchased separately. Also included with Main-  
liner Freight above. **\$29.95**



## FULL THROTTLE at the GRADE CROSSING!

Thundering along the mainline, cars trailed out behind, the speedy "Mainliner" makes up time on the afternoon fast freight run. As the mighty locomotive approaches the crossing, the American Flyer Highway Flasher (page 41) blinks its warning light and the Crossing Gate lowers, bell clanging (also page 41). These accessories not included with train sets.



### No. 20455 "MAINLINER" ELECTRIC FREIGHT

You'll never see a finer, more colorful and up-to-the-minute freight drag than this New Haven R.R. beauty, powered by the famous black, orange & white G.E. electric locomotive that excites comment wherever seen. Snaking off behind this rugged workhorse loco are 9 versatile freight cars, each one a scale model copy of rolling stock seen

on America's high iron. There's a lot of railroading action in this set, too: five of the cars can be loaded and unloaded through sliding doors, while the Gondola car carries ore, coal or similar cargo. All cars and locomotive uncouple electrically by remote control.

The "MAINLINER" Electric Freight Set measures 7 Ft., 4 1/2 In. long.

#### New Haven "Mainliner" Freight includes:

	LIST PRICE
New Haven Electric Locomotive.....	\$29.95
Union Pacific Cattle Car.....	5.95
Southern Gondola.....	4.50
Central of Georgia Box Car.....	5.95
C. B. & Q. Coal Car.....	4.95
B. & O. Box Car.....	5.95
3-dome Gulf Tank Car.....	5.95
Great Northern R.R. Box Car.....	4.95
New Haven R.R. Box Car.....	5.95
New Bay Window Caboose, illum.....	6.95
Electric Uncoupler.....	3.95
12 sec. Curved Track @ 30c.....	3.60
6 sec. Straight Track @ 30c.....	1.80
18 Track Locks @ 3c.....	.54
Track Terminal.....	.25
Total, if purchased separately.....	\$91.19
<b>TRAIN SET PRICE, COMPLETE.....</b>	<b>\$57.50</b>



# AMERICAN FLYER BREAKS THE POWER BARRIER!

No. 21145 NICKEL PLATE R.R. SWITCHER can be purchased separately if desired. Has Smoke and Choo-Choo sounds, plus Pull-Mor Power. Also included with Yard King Special train.

\$32.50

No. 20460  
\$62.50

AMERICAN FLYER

## 13-CAR "YARD KING SPECIAL"

*If you've ever counted cars at a grade crossing, you'll really get excited by this great new train!*



**No. 20460 "YARD KING SPECIAL" FREIGHT**

Only American Flyer could bring you this great new train, because only American Flyer locomotives have such enormous pulling power to make long car hauls possible. Pulling this 13-car load at top speed is a breeze for this 0-8-0 steam switcher locomotive, which has pulled 60 cars in tests. There's more railroading wrapped up in this train than there is in two or three ordinary sets. Nickle Plate R.R. switcher locomotive puffs real Smoke, has built-in Choo-Choo sounds and Pull-Mor Power. Lengthy rolling stock includes new long Hopper and new Pipe Car with New Haven R.R. markings. 26 track sections packed with train, plus 90° crossing.


**The "YARD KING SPECIAL" Freight Set measures 10 Ft., 7¾ in. long.**

TRANSFORMER OF 100-WATT CAPACITY, OR GREATER, SHOULD BE USED TO OPERATE THIS TRAIN SET. See Page 36.

<b>"Yard King Special" includes:</b>		<b>LIST PRICE</b>	
Switcher Locomotive and Tender	32.50	New Haven Lumber Car	5.95
New Haven Lumber Car	5.95	Gulf Tank Car	5.50
Illinois Central R.R. Reefer	4.50	Caboose	4.95
Gulf Tank Car	5.50	4 half-sec. Straight Track @ 30c	1.20
Pennsylvania Gondola Car	4.50	90° R.R. Crossing	3.95
Union Pacific Long Hopper	5.95	18 sec. Curved Track	
C & O Pipe Car	5.50	@ 30c	5.40
Santa Fe Box Car	4.50	4 sec. Straight Track @ 30c	1.20
Union Pacific Long Hopper	5.95	24 Track Locks @ 3c	.72
New Haven Pipe Car	5.95	Track Terminal	.25
D. & H. Container Gondola	5.50		
<b>Total, if purchased separately</b>		<b>\$115.42</b>	
<b>TRAIN SET PRICE, COMPLETE</b>		<b>\$62.50</b>	

Total, if purchased separately . . .	\$115.42
<b>TRAIN SET PRICE, COMPLETE . .</b>	<b>\$62.50</b>

**TRAIN SET PRICE, COMPLETE... \$62.50**




You'd think so, from picture above, but photograph at right shows how locomotive JUST misses caboose as they speed through crossing. One of most spectacular and breathtaking railroad stunts ever created, possible only with American Flyer Pull-Mor locomotives.



**Built-in True Tone Electronic Diesel Horn!**

No. 20465

**\$82.50**



**No. 20465 MISSOURI PACIFIC FAST FREIGHT**

Brand' new and loaded with power! This mighty Missouri Pacific locomotive with its two powerful worm drive motors and string of seven scale model freights, is all ready to rack up new speed marks on your pike. With Pull-Mor Power this powerhouse will rocket up the steepest of grades or haul 40 or more cars. With action Log Unloading car you can dump load of big timber at touch of remote control button; new Caboose provides trainman action each time freight stops. 18 track sections and 100-watt circuit-breaker Transformer complete this big outfit. The "MISSOURI PACIFIC" Fast Freight Set measures 6 Ft., 8 3/4 In. long.

**AMERICAN FLYER**

## **New, Colorful Missouri Pacific Fast Freight**

***TWO precision worm-drive motors plus Pull-Mor Power give this Missouri Pacific diesel more rugged hauling capacity than any other make of locomotive!***





#### No. 21920

#### MISSOURI PACIFIC 2-UNIT LOCOMOTIVE

may be purchased separately if desired. Has two worm drive motors, built-in Electronic Diesel Horn plus Pull-Mor Power. **\$45.00**

#### Missouri Pacific Fast Freight includes:

##### LIST PRICE

Missouri Pacific 2-unit Diesel Loco	\$ 45.00
C. B. & Q. Coal Car	4.95
Missouri Pacific Box Car	5.95
Automatic Log Unloading Car	7.95
Gulf 3-Dome Tank Car	5.95
Jersey Central Cement Car	4.95
Missouri, Kansas, Texas Box Car	4.95
Bay Window Action Caboose, illum.	8.95
Electric Uncoupler	3.95
100-Watt Transformer	11.95
12 Sec. Curved Track @ 30c.	3.60
6 Sec. Straight Track @ 30c.	1.80
18 Track Locks @ 3c.	.54
Track Terminal	.25

Total, if purchased separately. **\$110.74**

**TRAIN SET PRICE, COMPLETE \$82.50**



**100-WATT TRANSFORMER** with built-in thermostatic circuit-breaker and both fixed and variable voltage is provided with the Missouri Fast Freight.



#### LOG UNLOADING CAR

Press button and bottom tilts up, logs roll out.



#### SLIDING BOX CAR DOORS

Pull up to the platform and load and unload your cargo. Roomy box car interiors.



#### BUSY TRAINMAN

Each time train stops, he leans out to check cars ahead, returns to his post when train resumes trip.



#### REMOTE CONTROL

Start, stop, reverse and uncouple.



#### ELECTRONIC HORN

Most realistic yet made. Blows by remote control.



#### PULL-MOR POWER

Nothing like it anywhere! Loco takes grades like a mountain goat, hauls long car payload.

**Plenty of Action on the MO-PAC Freight Line!**



AMERICAN FLYER


# NEW YORK CENTRAL "PACEMAKER"

Giant "Hudson" Locomotive • Piggy-Back Trailers • Action Lumber Car • Bay Window Caboose and Trainman • Electronic Steam Whistle

No. 20470

\$82.50

WH00-00-0



*One of the Finest Trains Ever Built!*

## No. 20470 NEW YORK CENTRAL "PACEMAKER" FREIGHT

Down through the years the mighty N. Y. Central 4-6-4 "Hudson" locomotive has been hailed as one of the greatest in America's glittering train history — a behemoth of the rails that set innumerable records. This jewel-like scale model puffs real smoke, has built-in Choo-Choo sounds, Electronic True-Tone Whistle and is equipped with Pull-Mor Power. With its 7 authentic freight cars, including two action numbers, it's one of the best buys in the American Flyer fleet.

The "PACEMAKER" Freight Set measures 6 Ft. 9 $\frac{3}{4}$  In. long.



**100-WATT TRANSFORMER**, with built-in thermostatic circuit-breaker, is included with the "Pacemaker" Freight.






**NEW PIGGY-BACK CAR.** Latest thing in real railroading!



**ACTION LUMBER CAR.** Watch Moe and Joe toss off lengths of lumber.



**NEW CABOOSE with ACTION TRAINMAN.** Automatically, he leans out of rear platform when train comes to a halt.



**New York Central "Pacemaker" includes:**

**LIST PRICE**

Hudson Locomotive and Tender	\$ 44.00
Piggy-Back Car	6.95
C & O Pipe Car	5.50
American Reefer Car	5.95
Automatic Lumber Unloading Car	7.95
Depressed Center Car	5.95
B & M Box Car	5.95
Illum. Action Caboose	8.95
100-Watt Transformer	11.95
Electric Uncoupler	3.95
12 sec. Curved Track @ 30c	3.60
6 sec. Straight Track @ 30c	1.80
18 Track Locks @ 3c	.54
Track Terminal	.25

Total, if purchased separately \$113.29

**TRAIN SET PRICE, COMPLETE, \$82.50**



**MODEL No. 21129**

**THE LOCOMOTIVE  
THAT MADE RAILROAD HISTORY!**

This giant 4-6-4 "Hudson" steam locomotive powerhouse is an intricate scale model (note minute detail!) of a steam locomotive that's one of the most famous ever built. This model, with Smoke, Choo-Choo, Electronic Whistle and Pull-Mor can be purchased separately for **\$44.00**



# ***FIRST RUN** for this Brand New Streamlined Mo-Pac Flyer!*

No. 20475  
**\$82.50**



**No. 21920 MISSOURI PACIFIC DOUBLE "A" UNIT LOCOMOTIVE,** with 2 motors, Pull-Mor Power, built-in Electronic Diesel Horn and headlight. Locomotive is included with the No. 20475 Passenger outfit. May be purchased separately at **\$45.00**

**AMERICAN FLYER**

## **MISSOURI PACIFIC "EAGLE"**

***TWO locomotives — TWO motors — Illuminated cars — 100-watt transformer***





## No. 20475 MISSOURI PACIFIC "EAGLE"

Sleek, powerful, fast — that's the word for this dazzling streamliner scale model of the famous Missouri Pacific, with two big worm-drive motors and Pull-Mor Power. She's got power to spare for the flats, the grades and for the long hauls — and all you do is press the electric remote control button to hear the deep-throated Diesel Horn that's built right into the loco itself. All of the cars are fully illuminated and the train set includes a 100-watt transformer with thermostatic circuit-breaker. The "EAGLE" Streamliner Set measures 6 Ft., 6¾ In. long.

### Missouri Pacific "Eagle" includes:

LIST PRICE	
Missouri Pacific Loco A-A units	\$ 45.00
Illum. Baggage & Club Car	8.95
Illum. Coach	8.95
Illum. Vista Dome	9.95
Illum. Observation Car	9.95
Electric Uncoupler	3.95
100-Watt Transformer	11.95
12 Sec. Curved Track @ 30c	3.60
6 Sec. Straight Track @ 30c	1.80
18 Track Locks @ 3c	.54
Track Terminal	.25
Total, if purchased separately	\$104.89
<b>TRAIN SET PRICE, COMPLETE</b>	<b>\$82.50</b>



100-WATT TRANSFORMER, with built-in thermostatic circuit-breaker, is included with the Missouri Pacific "Eagle".



## MAKING UP THE NIGHT TRAIN IN THE CEDAR HILL YARDS

Getting ready for a fast overnight run to distant cities, the big Mo-Pac double unit Diesel pulls out of the siding, to pick up a sleeper on the mainline. You can duplicate this scene and many others, if you know how to set up a model layout. Send for MODEL RAILROAD HANDBOOK, enclosing 25c in coin, to The A. C. Gilbert Co., New Haven 6, Conn.





RAILROADING AT ITS PEAK with this

***MAMMOTH SANTA FE FREIGHT!***



No. 20480  
**\$87.50**

No. 21910 SANTA FE 3-UNIT  
FREIGHT LOCOMOTIVE with 2 Motors,  
Pull-Mor Power, built-in Electronic True-  
Tone Horn and amazing Diesel "Roar".  
Locomotive is included with the Santa Fe  
"Chief" Freight. May be purchased sepa-  
rately for \$55.00

AMERICAN FLYER

**SANTA FE "CHIEF" FREIGHT**

**Electronic Horn—Pull-Mor Power—2 Motors—Realistic Diesel "Roar"**



## No. 20480 SANTA FE "CHIEF" FREIGHT

The train that literally has everything — big 3-unit locomotive with two motors, built-in Diesel "Roar" (duplicates big-motor diesel sounds) Electronic Horn, Pull-Mor Power and eight colorful freight cars, including an Action Caboose and Operating Milk Car! With its 200" of running track and huge length, it's almost a complete model railroad in itself — a freight to make all others out-of-date!

The "CHIEF" Freight Set measures 8 Ft., 6 1/4 In. long.

### Santa Fe "Chief" Freight includes:

	LIST PRICE		
Santa Fe "Chief" 3-unit Diesel	\$ 55.00	New Action Caboose, illum.	8.95
C. B. & Q. Coal Car	4.95	Electric Uncoupler	3.95
Northwestern Reefer	5.95	12 sec. Curved Track @ 30c	3.60
Gulf 3-Dome Tank Car	5.95	8 sec. Straight Track @ 30c	2.40
Automatic Milk Car	8.95	20 Track Locks @ 3c	.60
New Haven Box Car	5.95	Track Terminal	.25
Wabash Hopper	4.50	Total, if purchased separately	\$115.95
Great Northern R.R. Box Car	4.95	<b>TRAIN SET PRICE, COMPLETE</b>	<b>\$87.50</b>



TRANSFORMER OF 100-WATT CAPACITY, OR GREATER, SHOULD BE USED TO OPERATE THIS TRAIN. See Page 36.

## SANTA FE FREIGHT YARD ACTIVITY...

Here's the big No. 20480 Santa Fe freight getting set for a long haul. As the engineer eases the throttle, the big 3-unit Diesel slides over to pick up the cars on Track #3, while the trainman unloads the milk cans on the depot platform. Later the made-up train will pick up the Action Caboose on the middle siding and start its fast freight trip. This is typical of the fun you can have with the Santa Fe "Chief" freight.





**The ULTIMATE in a  
Steam Locomotive Freight!**


- ✓ Electronic Steam Whistle
- ✓ Real Smoke
- ✓ Choo-Choo Sounds
- ✓ Pull-Mor Power
- ✓ Heavy Die-Cast Loco

- ✓ Remote Control
- ✓ Searchlight Car
- ✓ Rocket Transport Car
- ✓ Action Box Car
- ✓ New Action Caboose

No. 20485

**\$87.50**

WHOO-OO-O



*Train includes  
these Authentic Cars . . .*



ROCKET TRANSPORT



SEARCHLIGHT CAR

**AMERICAN FLYER**

**Union Pacific "CHALLENGER"**



## No. 20485 AMERICAN FLYER UNION PACIFIC "CHALLENGER"

The mightiest steam freight ever made! Giant 4-8-4 Union Pacific R.R. "Northern" class steam locomotive heads up 9 scale model freight cars, including a brand new-as-tomorrow Rocket Transport Car, Action Box Car and Searchlight Car. Big 12-wheeler loco has Pull-Mor Power for l-o-n-g hauls and grades, plus Electronic Whistle, real Smoke and Choo-Choo sound effects. Here's a train to provide years of fun and action!

The "CHALLENGER" Freight Set measures 8 Ft. 3 3/4 In. long.

### Union Pacific "Challenger" includes:

	LIST PRICE		
Union Pacific Locomotive and Tender	\$ 47.00	New Haven Box Car	5.95
B. & O. Box Car	5.95	Action Bay Window Caboose	8.95
Mobilgas Tank Car	5.95	Electric Uncoupler	3.95
Searchlight Car	7.95	12 sec. Curved Track @ 30c	3.60
Automatic Remote Control Box Car	7.95	8 sec. Straight Track @ 30c	2.40
Union Pacific Cattle Car	5.95	20 Track Locks @ 3c	.60
Rocket Transport Car	5.95	Track Terminal	.25
Jersey Central Cement Car	4.95	Total, if purchased separately	\$117.35
		<b>TRAIN SET PRICE, COMPLETE</b>	<b>\$87.50</b>

TRANSFORMER OF 100-WATT CAPACITY, OR GREATER, SHOULD BE USED TO OPERATE THIS TRAIN. See Page 36.



## What a Train... and What a Locomotive!

### No. 21139 UNION PACIFIC LOCOMOTIVE

This giant 16-wheel powerhouse with Smoke, Choo-Choo, Pull-Mor Power and built-in Whistle, may be purchased separately, if you like, for \$47.00





*This Train  
Has  
Everything!*

**TWO POWERFUL  
WORM DRIVE MOTORS!**

**DIESEL  
ROAR!**

**BUILT-IN  
ELECTRONIC HORN!**



No. 20083  
**\$87.50**

**No. 20083 SANTA FE SUPER CHIEF**

Just study the sweeping length and intricate detail of this massive Santa Fe Dreamliner and see if you don't agree that there's never been a finer passenger streamlined train. Three-unit Alco Diesel loco has two big worm-drive motors, plus exclusive Pull-Mor Power and many other features. No other make of train can match this beauty for speed, climb and power! Sensational Diesel "Roar" duplicates big-motor Diesel idling and running sounds to uncanny degree. Five streamlined illuminated cars comprise the rolling stock.

**AMERICAN FLYER**

**SANTA FE SUPER CHIEF**

**8½ Feet of Magnificent Streamlined Diesel Train!**





**AUTHENTIC  
DETAILS AND COLORS!**



**INTERIOR LIGHTING  
IN ALL CARS!**



**REMOTE CONTROL  
OPERATION!**



**PULL-MOR POWER  
FOR LONG CAR HAULS!**



*Santa Fe Super Chief includes:*

	LIST PRICE
Santa Fe 3-Unit Locomotive	\$ 55.00
Illum. Baggage Car	8.95
Illum. Coach	8.95
Illum. Vista Dome	9.95
Illum. Vista Dome	9.95
Illum. Observation	9.95
Electric Uncoupler	3.95

	LIST PRICE
12 sec. Curved Track @ 30c	3.60
8 sec. Straight Track @ 30c	2.40
20 Track Locks @ 3c	.60
Track Terminal	.25

Total, if purchased separately \$113.55

**TRAIN SET PRICE, COMPLETE. \$87.50**

**TRANSFORMER OF 100-WATT CAPACITY, OR GREATER,  
SHOULD BE USED TO OPERATE THIS TRAIN. See Page 36.**

**JUST LIKE HOME IN A VISTA DOME!**  
Your passengers ride in luxurious comfort  
and see all the sights in the Santa Fe's  
modern Vista Dome Streamlined cars.



**No. 21902 SANTA FE 3-UNIT  
LOCOMOTIVE**

With two worm-drive motors and Pull-Mor Power, may be purchased separately. Has Electronic Horn and Diesel "Roar". **\$55.00**



# AMERICAN FLYER SAFETY FIRST TRANSFORMERS

## No. 22020 TRANSFORMER, WITH CIRCUIT BREAKER

Rating: 50 WATTS, 115 VOLTS, 60 CYCLES, A.C.

Has three binding posts for easy wiring of accessories. Variable voltage for train operation, fixed voltage for accessories. Built-in circuit breaker protects against shorts, overloads.

## No. 22030 TRANSFORMER, WITH CIRCUIT BREAKER

Rating: 100 WATTS, 115 VOLTS, 60 CYCLES, A.C.

Has automatic thermostatic circuit breaker, variable and fixed voltage, 3 binding posts to simplify wiring.

## NEW No. 22035 POWER CONTROLLER, WITH CIRCUIT BREAKER

Rating: 175 WATTS, 115 VOLTS, 60 CYCLES, A.C.

Brand new transformer, with many new exclusive features! Has new-type circuit breaker re-set device; when short occurs, button pops up, breaking circuit. To re-establish circuit, push button down, eliminating cool-off period. Directional switch reverses locomotive. Hook-up features new vertical terminals, making multiple wiring easier and faster.

## No. 22040 TRAIN POWER CONTROLLER, WITH CIRCUIT BREAKER

Rating: 110 WATTS, 115 VOLTS, 60 CYCLES, A.C.

Provides full directional control: train re-starts without going into reverse first. Circuit breaker guards against burn-outs. Green light indicates power-on; red means "short." Has Dead Man's Control; train halts when throttle released.

## No. 22050 TRAIN POWER CONTROLLER, WITH CIRCUIT BREAKER

Rating: 175 WATTS, 115 VOLTS, 60 CYCLES, A.C.

Gives full directional control of train; train re-starts without going into reverse first. Has exclusive Dead Man's Control: when throttle released, train halts. Thermostatic circuit breaker guards against shorts, overloads. Red light shows "short"; green light, power-on.

## No. 22060 DUAL TRAIN POWER CONTROLLER, WITH DOUBLE CIRCUIT BREAKERS

Rating: 175 WATTS, 115 VOLTS, 60 CYCLES, A.C.

Two circuit breakers protect transformer from overloading and short circuits. Full directional control: train won't go into reverse first when re-starting. Dead Man's Control: train halts when throttle released. Lights show power-on, shorts. Can run two trains at same time at different speeds on separate track loops.

## No. 22080 DUAL TRAIN POWER CONTROLLER, WITH DOUBLE CIRCUIT BREAKERS

Rating: 300 WATTS, 115 VOLTS, 60 CYCLES, A.C.

Finest power controller made! Runs two trains at different speeds on separate track loops, or four trains (two at same speed) on four layouts! Full directional control: train re-starts in same direction. Panel meters show voltage; lights indicate shorts, power-on. Dead Man's Control: train stops when throttle released! Two circuit breakers.



**22020**  
**\$8.95**



**22030**  
**\$11.95**



**22035**  
**\$20.95**

### NEW! VERTICAL TERMINALS FOR EASY WIRE HOOK-UP!

Connecting the various model railroad power leads to your No. 22035 Transformer is a cinch with these vertical terminal posts. Terminal nuts are generous in size to permit multiple wiring.



**22040**  
**\$20.95**



**22050**  
**\$24.95**

**A transformer is the heart of your train system. Make sure it's the best — AMERICAN FLYER, with built-in thermostatic circuit breakers.**



**22060**  
**\$31.50**



**22080**  
**\$41.95**

## HOW TO SELECT THE RIGHT TRANSFORMER

Choosing the transformer is one of the model railroader's most important decisions. Is it too small? Too large? How can I tell what to buy?

If your American Flyer train set already includes a transformer (and most of them do) you have no problems. At least, not for the time being. But as your railroad layout grows, your transformer output must grow.

A 50-watt transformer is fine for a small or medium train, a pair of switches and a couple of small accessories. But when you add on more cars, more switches and more accessories 50 watts will no longer be sufficient. You now need a 110 or 175 watt transformer. If you have created a big, two-track system you'll want a 300-watt controller. In short, it all depends on what you have and what you plan for the future.

Make a list of all the items used and add the total watts. However, if

some of the elements are used only momentarily they do not need to be included since they do not draw constant power.

A final point: do not plan to draw more than three quarters of the rated power, since transformers actually consume some of their own wattage. For example, if your layout requirements add up to 100 watts you should get at least a 175-watt transformer.

To estimate the size transformer you'll need, use this rough rule-of-thumb:

THIS EQUIPMENT	REQUIRES THIS (approx)
Train with small locomotive .....	25 watts
Train with large locomotive .....	30-40 watts
Automatic accessories (crossing gates, semaphore, etc.) .....	10-20 watts
Operating accessories (Log loader, coal loader, etc.) .....	20-40 watts
Each lamp .....	3 watts



# AMERICAN FLYER TRACK EQUIPMENT



**26748**  
\$1.95



**26520**  
95¢



**26760**  
\$17.95



**26749**  
\$1.95



**26752**  
\$3.95



**23027**  
60¢

## NEW RUBBER ROADBED



**26726**  
30¢



**26746**  
30¢



**26700**  
30¢



**26727**  
30¢



**26747**  
30¢



**26720**  
30¢



**26744**  
\$9.95



**26690**  
25¢



**26745**  
\$3.95



**26751**  
\$1.50



**23026**  
\$1.95

## AMERICAN FLYER RUBBER ROADBED

Provides that last touch of realism: slips on American Flyer track to make it resemble ballasted right-of-way. Also deadens sound of running trains. Molded in black rubber.

No. 26747 Curved Section...10"

No. 26746 Straight Section...10"

## NEW RUBBER ROADBED

No. 26726 Half Section Straight Rubber Roadbed

No. 26727 Half Section Curved Rubber Roadbed

## No. 23026 SERVICE KIT

Keep your trains in good running condition! Kit contains track cleaner, motor oil, gear-and-stud grease, cleaning brush, sanding sticks, commutator stick, tube cleaners, complete instructions.

## No. 23027 TRACK CLEANING FLUID

Scientifically removes dirt, oil, grease. Provides better locomotive traction, inhibits rust. Non-toxic, non-corrosive, long-lasting.

## No. 26520 KNUCKLE COUPLER KIT

Converts American Flyer link coupler cars to knuckle coupler type. Kit contains one pair.

## No. 26521 KNUCKLE COUPLER KIT

(Not illustrated.) Same type of kit as No. 26520, except has 12 couplers. \$2.95

## No. 26690 TRACK TERMINAL

Makes ideal connection for power leads running from transformer to track. Clamps to track section.

## No. 26700 STRAIGHT TRACK

Two-rail "T" track. Heavy gauge steel. 10".

## No. 26710 HALF SECTION STRAIGHT TRACK

(Not illustrated.) Same construction, but 5" long. 30¢

## No. 26720 CURVED TRACK

Two-rail "T" track, 10" and fully insulated. Heavy gauge.

## No. 26730 HALF SECTION CURVED

Same as above, except 5" long. (Not illustrated.) 30¢

## No. 26744 MANUAL SWITCHES

Switch your trains from one main line to another, or from main line to siding. Control lever works by hand. 10" long.

## No. 26745 RAILROAD CROSSING

Every layout needs at least one! Allows two main lines to intersect. 10" long.

## No. 26748 AUTOMATIC RE-RAILER

Greatest boon to model railroaders in years. Now you can rail your car instantly because Re-Railer automatically places wheels on track. If car becomes de-railed while running, dragging truck wheels automatically are put back on track as it passes through Re-Railer. 10" long.

## No. 26749 BUMPER

Prevents train from running off a dead end siding or terminal. Snaps on track. Has warning light and recoil spring. Includes 10" track section.

## No. 26751 PIKE PLANNING KIT

Lay out simple or complicated American Flyer track systems in a few minutes, where formerly it took hours! Scaled 1" per foot. Model R.R. Handbook tells how to build and landscape layout.

## No. 26752 REMOTE CONTROL UNCOUPLER

Newly-designed. Uncouples American Flyer cars by remote control. Includes track section and control unit.

## No. 26760 REMOTE CONTROL SWITCHES

Positive action electric switches with red and green position lights. Two remote control switch levers.

## ALL ITEMS BELOW NOT ILLUSTRATED

No. 26691 12 Steel track pins. 15¢

No. 26692 4 Fiber track pins. 15¢

## No. 26761 LEFT HAND SWITCH

Remote control switch constructed like No. 26742. For layouts where only left hand switch needed. \$9.95

## No. 26762 RIGHT HAND SWITCH

Right remote control switch, for layouts where pair is not needed. \$9.95

**No. 26670 TRACK TRIP** Makes switches automatically non-derailing. Use for throwing switches, blowing whistles, operating signals. \$1.95

**No. 26693 TRACK LOCKS** Keeps track sections together. Package of 14. 35¢



# NEW ACTION ACCESSORY!

## No. 23780 GABE THE LAMPLIGHTER

A pile of play value in this new and ingenious accessory. Each time remote control button is pressed, Gabe climbs one step up the ladder. When he reaches top, switch turns on two tiers of floodlights, illuminating scene below. Pushing control button again sends Gabe sliding down the ladder in a hurry, all ready for another climb. Ideal action train accessory for any model pike. Stands 11½" high, has 5" x 6" base, with house. **\$9.95**

23780



## WHAT HAPPENS TO THE CURIOUS COW?



23791

## No. 23791 COW-ON-TRACK

The answer is: nothing. Because when Bossy the Bovine wanders from her trackside pasture to the middle of the mainline (a remote control button does it), the oncoming train grinds to a halt. And there it stays until Bossy ambles off again (this, too, is done by remote control) allowing the train to proceed. Lots of fun and very unusual. **\$6.95**

## AMERICAN FLYER

23796



## No. 23796 REMOTE CONTROL SAWMILL

Most exciting railroad accessory in years—and brand new! By remote control giant-size log is carried on sawmill track car through big ripping blade, where board lumber is "sawed". Lumberjack in overhead car goes into action at touch of remote control button and carries newly-cut board to top of ramp, where it drops into waiting lumber or gondola car. A great new piece of equipment for your train layout! Car shown on track in foreground is not included. Dimensions: 11" long, 7" wide, 7" high. **\$12.95**

## No. 23786 AUTOMATIC TALKING STATION NEW!

New design and better than ever before! When remote control button is pressed, Station automatically stops train in front. While train waits, railroad sounds issue from station interior: hissing steam, whistles, train-master's voice, etc. Then train resumes trip, automatically. Completely electrical—no batteries. 10" long, 7¼" wide, 4¾" high. **\$20.95**

New York, Philadelphia, Chicago and all points West!  
Who-o-o Who-o-o  
Hiss-S-S-S  
American Flyer through train!  
All Aboard!  
Chug-Chug



23786



## No. 23788 SUBURBAN STATION

Resembles stations usually seen at suburban commuter and freight stops. Has ticket-seller's office and freight storage section. Train arrival-and-departure board on outside. Gray base, green roof, white clapboard exterior. 10" long, 7" wide, 4¾" high. **\$4.95**

## No. 23598 TALKING STATION RECORD (not illustrated)

For replacement of record in any American Flyer Talking Station—#799 or new #23786. Realistic railroad sounds: Diesel horns, steam whistles, bells, piston sounds, etc. 4¾" diameter. **75¢**






23771

#### No. 23771 OPERATING STOCKYARD AND CAR

Unusual, interesting and colorful! Turn the remote control switch and watch the cattle mill about their respective corrals. Then open one of the exit gates and cattle file up ramp and into waiting car. Steers unload themselves from car back into corral again. Number of variations possible. Continuous and automatic action! Car is 7 $\frac{1}{2}$ " long. Stockyard 11" long, 10 $\frac{1}{2}$ " wide, 2 $\frac{3}{8}$ " high. **\$18.50**

## ACCESSORIES



23789

#### No. 23789 STATION & BAGGAGE SMASHER

Realistic action for your wayside stops! With current on, Billy the Baggage man trundles his load of freight back and forth across the station platform, lending motion to the scene. Station fully detailed and realistically finished. White clapboard siding, multi-paned windows and simulated planked base authentically reproduced. Finished in gray, white and green, with red chimney. A real "must" for your model railroad layout. Measures 10" long, 7 $\frac{1}{4}$ " wide, 4 $\frac{1}{4}$ " high.

**\$9.95**



23779

#### No. 23779 OIL DRUM LOADER

One of the most outstanding action train accessories ever created! Remote control switch starts Louie the Loader on his day's work: over to the barrel ramp to pick up an oil drum, then back to the car, to dump it in. Continual action. Car not included. An ideal accessory for your terminal, yards or other busy spot on your model pike. Measures: 8 $\frac{3}{4}$ " by 8 $\frac{1}{2}$ " by 5 $\frac{1}{2}$ " high.

**\$15.95**

View from  
trackside



#### No. 23785 OPERATING COAL LOADER

Fill up your coal cars the way the big railroads do! Fully remote control operation. Clam shell scoop carries load of coal from pile in foreground to tippie and deposits it in hopper. At touch of button, coal is released and cascades into car, while scoop goes back to pile for another load. Stands 14" high. Base 5" square. Cars shown not included. **\$20.95**



23785




23787

#### No. 23787 REMOTE CONTROL LOG LOADER


Push button action! At touch of button, lumberman in car picks up giant log and carries it on hooks to top of ramp, where it releases automatically and drops into waiting car. Lumberman quickly returns for another load. Any car can be used, but accessory works best with No. 25003 car shown, since logs can be automatically emptied back into Log Loader trough to resume cycle. Accessory measures 9 $\frac{3}{8}$ " long, 6 $\frac{1}{4}$ " wide, 8 $\frac{1}{2}$ " high. Car not included. **\$18.50**





#### No. 26748 AUTOMATIC CAR RE-RAILER

One of the great train inventions of all time! Permits cars to be railed instantly—no need to line up wheel flanges on rails. Also re-rails running cars which become de-railed. No fuss, no bother—even a 2-year-old can put cars on the track this easy way. 10" long. Also, ideal grade crossing device to permit model autos and trucks to cross tracks. **\$1.95**



#### No. 26782 RAILROAD TRETTLE

Model railroading is twice the fun when your trains can climb trestle grades and travel along elevated track stretches, as illustration (and front cover) shows. Ideal for having one train cross over another or for spanning ravines, gorges, etc. Trestles molded to resemble girder construction. American Flyer track section ties recess into trestle slots, are held by clips. Rises to 4½" at highest point. Set consists of 26 trestles, 26 track locks. **\$7.95**



#### No. 23596 OPERATING WATER TANK

Realistic railroad accessory and a "must" if your layout includes steam locomotives. Press remote control button and spout lowers over loco tender; release, and it snaps back to vertical position. Aircraft warning light on top. 11" high, 6" diameter. **\$7.30**

#### No. 23590 CONTROL TOWER

Scale model of authentic signal towers seen in busy train yards. Interior lighting, open-and-shut doors. Simulated clapboard siding. 6½" high, base 2½" square. **\$4.10**



## AMERICAN FLYER

#### No. 23561 BILLBOARD HORN


By remote control you can sound deep-throated Diesel horn blasts. Ideal for using with locos without a built-in horn. 4" x 7½" x 4". **\$8.35**

#### No. 23568 WHISTLING BILLBOARD


Whistle mechanism, concealed in billboard housing, blows by remote control, sounds just like steam whistles in real-life "smokers". 4" x 7½" x 4". **\$8.35**

#### No. 23586 WAYSIDE STATION

Typical suburban station. Heavy steel base, die-cast supporting girders. Fully illuminated. Includes red-cap and baggage-man. 12" long, 3¾" wide, 5" high. **\$5.20**







23600

#### No. 23600 CROSSING GATE WITH BELL

Automatic sound and action! When train approaches, gate lowers and red light goes on, while warning bell sets up continuous clangor. After last car passes, gate rises, red light winks off and bell stops. 8 1/4" long, 2 1/4" wide. **\$10.50**

#### No. 23759 BELL DANGER SIGNAL

When train approaches, bell sets up warning clang and light flash. Sound and lights go off after train has passed. Track trips included. 5" long, 2 1/4" wide, 5" high. **\$6.25**

#### No. 23760 AUTOMATIC HIGHWAY FLASHER

As train nears, red lights flash on and off, cease only after last car has passed. Die-cast base and lamp housing. 4 1/4" high, base 2 1/4" square. **\$4.20**

#### No. 23761 AUTOMATIC SEMAPHORE

Works like real railroad semaphores! When train nears blade rises and light turns green. After train passes, blade drops and bull's eye glows red, automatically causing "dead block" and halting following trains. 7 1/4" high. **\$10.45**



23759



23760



23761

## ACCESSORIES

#### No. 23750 TRESTLE BRIDGE

Heavy, rolled-steel bridge for spanning rivers, gorges, ravines. Accommodates single line track. Bridge Tender's house illuminated. 17 1/4" long, 8 1/4" high, 4 1/4" wide. **\$6.25**

#### No. 23571 TRUSS BRIDGE

Low cost but highly realistic R.R. bridge with heavy steel base and molded sides. 10" long, 4 1/4" wide. **\$1.50**

#### No. 23581 GIRDER BRIDGE

Heavy die-cast bridge patterned after real railroad types. Slips under any American Flyer track section. Especially effective used in multiple. 10" x 1 3/4" x 4 3/4". **\$2.95**



23750



23571



23581



23772



23774



23769

#### No. 23772 WATER TOWER

Continuous action! Bubbles rising through transparent pipe provide illusion of water being pumped into elevated tank. 12 3/4" high; base 5" x 6". **\$5.20**

#### No. 23774 FLOODLIGHT TOWER

Light up R.R. night yard scenes! Four floodlights, mounted in double tier, cast bright glow. 11 1/2" high; base 5" x 6". **\$6.25**

#### No. 23769 REVOLVING AIRCRAFT BEACON

Beacon revolves automatically, slowly swinging alternate red-and-green rays. Steel superstructure, molded base. 12" high, 5" x 6" base. **\$5.20**





23249

#### No. 23249 TUNNEL

No model railroad is complete without at least one of these realistic tunnels, brightly finished in natural colors. 11½" long. \$4.20

#### No. 23021 IMITATION GRASS

A necessity for landscaping your railroad. Scatter loose over layout or sprinkle atop tacky green paint. About half lb. 75¢



23021

#### No. 23022 SCENERY GRAVEL

Designed to create country roads, drive-ways, city parks, bridge paths or to use as R.R. ballast. 40¢

#### No. 23023 IMITATION COAL

Clean, dustless imitation anthracite. Load up your hopper and gondola cars; get extra supply for coal loaders. 50¢




23023



23022

## AMERICAN FLYER ACCESSORIES



23778

#### No. 23778 STREET LAMP SET

Make striking night scenes! Perfect for roads, parkways, boulevards, etc. Set of 3, each 5½" high. \$3.00

#### No. 23024 RAINBOW WIRE

For wiring accessories, etc., on your R.R. Different colors make it easy to trace wires to source. 4 wires, each 25 ft. \$2.95



23024

23025

#### No. 23025 SMOKE CARTRIDGES

Produces thick, clean white smoke in seconds. For all smoke-puffing locomotives shown in this catalog. Box of 12. Harmless if swallowed accidentally. \$1.00

### AMERICAN FLYER LAMPS

Complete assortment of all lamps: No. 27460. Lamps used as follows: No. 27440, all locomotives. Nos. 27441 and 27443: switches. No. 27444: stations and cars. No. 27452: 23758 semaphore. No. 27453: 26742 switches. No. 27455: 26749 bumper, 23760 flasher. No. 27458: 22040, 22050, 22060, 22080 transformers. No. 27461: 23769. No. 36790: 21004 switcher locomotive. \$16.50


NOTE: All lamps packed 3 per box, except No. 27452 which is packed 1 per box. No. 27460 assortment contains 54 lamps.

No.	Descrip.	
27440	clear lamp	.75
27441	red	.90
27443	green	.90
27444	clear	.75
27452	clear	.85
27453	clear	.85
27455	red	.90
27458	clear	1.00
27461	clear	.85
36790	clear	.75

### SUGGESTED TRACK LAYOUTS



Locomotive just misses the caboose in this interesting layout! Made with 27 curved track, 18 straight, 4 half sections straight, 2 half curved, pair switches, crossover. For 5' x 9' table.



For 4' x 8' table. Requires 6 straight track, 20 curved, 6 half straight, 2 pair switches.



Space 32" x 108". Tracks: 21 curved, 18 straight, 4 half straight, 2 half curved, 1 pair switches, 1 crossover.



For 4' x 8' table. Requires 16 straight track, 14 curved, 2 half straight, 1 pair switches.



For 4' x 7' table. Requires 7 straight track, 22 curved, 1 pair switches, 4 half straight.



Space 70" x 140". Tracks: 26 curved, 30 straight, 4 half straight, 2 pair switches.



For 5' x 9' table. Requires 27 straight track, 17 curved, 2 half straight, 2 pair switches.



Space 60" x 120". Tracks: 24 straight, 32 straight, 2 half straight, 2 pair switches.



For 4' x 8' table. Requires 18 straight track, 21 curved, 2 half straight, 1 pair switches.



For 5' x 9' table. Requires 26 straight track, 36 curved, 6 half straight, 3 pair switches.



For 5' x 9' table. Requires 31 straight track, 25 curved, 6 half straight, 2 pair switches.



# AMERICAN FLYER AUTOMATIC ACTION CARS



**No. 25016 LUMBER UNLOADING CAR**

Press remote control button and watch Moe and Joe pitch a length of lumber off the pile. Fascinating action! 8 $\frac{3}{4}$ " long. **\$7.95**

**No. 25019 MILK CAR AND PLATFORM**

At each touch of remote control button, milkman deposits cans on platform. Cans load into left hand door, are carried by conveyor to milkman. Complete with car, cans, platform. Car 7 $\frac{1}{2}$ " long. **\$8.95**



**No. 25003 LOG UNLOADING CAR**

Ideal for your layout "big timber" areas! By remote control, bottom tilts up, sides lower and logs tumble out. Die-cast chassis. 6 $\frac{3}{4}$ " long. **\$7.95**



**No. 25025 OPERATING DUMP CAR**

Dump coal by remote control! Body tilts, sides lower, contents slide out. Die-cast chassis! Includes car, bin, coal. 6 $\frac{3}{4}$ " long. **\$8.95**



**No. 25042 ACTION BOX CAR**

At touch of button, this busy trainman tosses out barrel, while another is fed to him by conveyor. Lots of action and plenty of fun, all by remote control! Red finish; aluminum barrels. Car is 7-13/16" long.

**\$7.95**



**No. 25031  
ACTION CABOOSE**

Railroading fun! When train stops, brakeman leans out to see what's going on up ahead, then returns to platform post when train resumes trip. Car illuminated. 6". **\$7.95**





# AMERICAN FLYER



## No. 24076 CATTLE CAR

Finished in authentic Union Pacific yellow-and-silver. Sliding doors. 7 $\frac{1}{16}$ " long. **\$5.95**



## No. 24516 NEW HAVEN LUMBER CAR

Carries load of lumber on heavy chassis. Black finish. 8 $\frac{3}{4}$ " long. **\$5.95**



## No. 24026 CENTRAL OF GEORGIA BOX CAR

A handsome addition to any freight division is this black-and-silver box car with sliding doors and roomy interior. 7 $\frac{1}{16}$ " long. **\$5.95**



## No. 24036 NEW HAVEN BOX CAR

Even seasoned railroadmen take a second look when they see this orange beauty with black and white lettering. Doors slide open. 7 $\frac{1}{16}$ " long. **\$5.95**



## No. 24536 PIGGY-BACK CAR

Latest thing in real railroading and made to accurate scale for your American Flyer freight division. Two realistic trailers aboard rugged chassis. Car is 8 $\frac{3}{4}$ " long. **\$6.95**



## No. 24029 STATE OF MAINE BOX CAR

One of most colorful cars made! Has sliding doors for easy car loading. 7 $\frac{1}{16}$ " long. **\$5.95**



## No. 24413 AMERICAN REEFER

Use several of these in a freight haul and see how bright and colorful it makes your train! Minute detailing, sliding doors. 7 $\frac{1}{16}$ " long. **\$5.95**



## No. 24023 B&O RAILROAD BOX CAR

Striking blue-and-orange Baltimore & Ohio box car with accurate B&O lettering and insignia. Fully detailed. 7 $\frac{1}{16}$ " long. **\$5.95**



## No. 24033 MISSOURI PACIFIC BOX CAR

Blue, yellow and light gray Missouri Pacific R.R. colors make highly interesting addition to any freight drag. Doors slide open. 7 $\frac{1}{16}$ " long. **\$5.95**



## No. 24416 NORTHWESTERN REEFER

One of the key cars in a freight drag is the reefer and this one, in green and yellow, is a real beauty. 7 $\frac{1}{16}$ " long. **\$5.95**



# FREIGHT CARS



**No. 24043 B. & M. BOX CAR**

One of the newest cars in the freight car world and finished in the eye-catching blue, white and black Boston & Maine colors. Has sliding doors and roomy loading interior. 7 $\frac{13}{16}$ " long. **\$5.95**



**No. 24316 MOBILGAS TANK CAR**

A sight familiar to any railroader is this highly-detailed tanker, finished in railroad red and carrying the famous MOBILGAS lettering. Chassis is heavyweight design; trucks sintered iron. 7 $\frac{3}{4}$ " long. **\$5.95**



**No. 24006 GREAT NORTHERN BOX CAR**

Accurate scale model, minutely detailed, with Great Northern Railway emblem. 7 $\frac{13}{16}$ " long. **\$4.95**



**No. 24113 CONTAINER GONDOLA CAR**

Real railroads ship huge containers of chemicals and other liquids in big containers like this, loaded aboard gondola cars. 8" long. **\$5.50**



**No. 24116 SOUTHERN R.R. GONDOLA**

One of the most useful in any freight haul. Roomy loading area. 8" long. **\$4.50**



**No. 24206 BURLINGTON HOPPER**

One of finest freights ever made and loaded with detail. Carries realistic load of coal. 6 $\frac{1}{2}$ " long. **\$4.95**



**No. 24209 CEMENT CAR**

Roof loading hatches, rivet heads, ladders and other details all faithfully reproduced. Jersey Central R.R. markings. Gray finish. 6 $\frac{3}{8}$ " long. **\$4.95**



**No. 24309 GULF TANK CAR**

One of the most popular of all freight cars. Aluminum finish, GULF emblem. 7 $\frac{3}{8}$ " long. **\$5.50**



**No. 24313 3-DOME TANK CAR**

New 3-dome tanker, like kind on big railroads. Has scale GULF decal. 7 $\frac{3}{8}$ " long. **\$5.95**



# AMERICAN FLYER FREIGHT CARS



**No. 24519 DEPRESSED CENTER FLAT CAR**

Massive die-cast chassis carries reel of simulated steel cable, lashed to car deck. 10½" long. **\$5.95**



**No. 24529 POWER FLOODLIGHT CAR**

Giant floodlight swivels in circle and tilts up or down. Massive die-cast construction. 10½" long. **\$7.95**



**No. 24533 TRACK CLEANING CAR**

Two leading wipers, saturated with American Flyer track fluid, clean rails as car runs; trailing wipers dry track. 10½" long. **\$6.95**




**No. 24016 M.K.T. BOX CAR**

Cars like this are a familiar sight along routes of the "Katy" Railroad. Has sliding doors. 7¼" long. **\$4.95**



**No. 24409 REFRIGERATOR CAR**

Handsome reefer with Northern Pacific orange colors and black lettering. Sliding doors. 7¼" long. **\$4.95**



**No. 24543 OPERATING WRECKING CRANE**

Hook raises and lowers manually; another wheel lifts and drops the boom. Heavyweight construction throughout. A real beauty. 13½" long. **\$7.95**



**No. 24213 WABASH R.R. HOPPER**

Realistic jet black finish with Wabash lettering in striking white. Minute detail. 6¾" long. **\$4.50**



**No. 24546 WORK & BOOM CAR**

Ideal companion car when used with Operating Wrecking Crane. Also suitable for tail end of work train. 8¾" long. **\$6.95**



# NEW CARS FOR 1958!



## No. 24109 PIPE CAR

Six Aluminum finish molded pipes carried aboard C. & O. Railroad gondola. 8" long. **\$5.50**



## No. 24539 NEW HAVEN R.R. PIPE CAR

Hauling pipes for big drainage or irrigation projects requires special freight cars — and this one has been designed for the job. 8¾" long. **\$5.95**




## No. 24626 NEW CABOOSE

The tried and true reliable of any freight drag — the "shanty" at the tail end, brought up-to-date with radio equipment and a bright yellow finish. 6" long. **\$5.95**



## No. 25049 RIO GRANDE ACTION CAR

Smitty, the tireless brakeman, patrols the catwalk atop this new Rio Grande cookie car, striding back and forth continuously. Operates whether the train is running or not. 7¾" long. **\$7.95**



## No. 24963 CAR ASSORTMENT

One of the greatest passenger and action car bargains ever! Sold separately, these cars would retail for \$37.80, but in assortment form selling price is only \$29.95! Includes Mail Pick-up Car (foreground, No. 1) which picks-up and delivers mail sacks on the run; Action Observation Car (No. 2) with automatic trainman; Baggage & Club Car (No. 3) with illumination; and Illuminated Pullman Car (No. 4) with silhouette passengers. **\$29.95**



## No. 24553 ROCKET TRANSPORT CAR

Here's the car that keeps pace with the age of super-sonics! Highly detailed flat car carries two colorful rockets, in tandem. Rockets may be removed from clips for use at trackside. 8¾" long. **\$5.95**



## No. 24219 WESTERN MARYLAND HOPPER

Realistic finish with accurate Western Maryland R.R. lettering and markings. Large capacity. 6¾" long. **\$4.50**



## No. 24419 CANADIAN NATIONAL REEFER

One of the colorful standbys on Canada's great freight fleet and a car that's seen almost daily throughout the U.S. from coast-to-coast. Sliding doors. 7¾" long. **\$5.95**



# NEW AMERICAN FLYER CARS

## Built to Authentic 3/16" Scale




### No. 25045 ROCKET LAUNCHER CAR

Push button rocket launching! By remote control, this giant rocket blasts off into space, soars up and up into the "stratosphere" and then glides back to earth! Provides endless fun; simple to operate. Car has heavy chassis. Rocket brightly finished. **\$9.95**

Rocket in position,  
ready to launch!



It's off!  
With a whoosh  
it zooms into space!



### No. 24216 UNION PACIFIC LONG HOPPER

A scale model replica in miniature of the famous super long hopper car that's fast becoming the backbone of America's rail freight fleet. You'll want several of these up-to-date beauties for your freight division. 8 3/4" long. **\$5.95**

### No. 24619 ILLUMINATED CABOOSE

New, colorful, illuminated caboose with bay windows on both sides and latest type cupola. 7" long. **\$6.95**



### No. 24319 PENN. SALT CHEMICAL CAR

Brand new and colorful chemical car, carrying a wealth of accurate scale model detail and Pennsylvania Salt lettering and colors. One of the big road's newest additions—and one you'll want, too. 7 1/2" long. **\$5.95**



### No. 25052 ACTION ILLUMINATED CABOOSE

Bright, colorful, modern! That's the word for this new caboose with its silver finish, action trainman that automatically leans out of the back platform to check cars ahead each time train stops, plus "Radio Equipped" lettering that brands this car as right up-to-the-minute. 7" long. **\$8.95**

THE A. C. GILBERT COMPANY • New Haven 6, Connecticut

SHOW ROOMS and EXPORT DIVISION: Gilbert Hall of Science Building, Fifth Avenue at 25th Street, New York 10, N. Y.

OTHER GILBERT HALLS OF SCIENCE: CHICAGO, 512 South Michigan Ave. (Congress Hotel)

MIAMI, 50 Southeast Third Ave.

Because of conditions beyond our control, we reserve the right to change prices, compositions, material and finishes, without notice.

Form D2048 Printed 1958 in U.S.A.