



Here comes
GILBERT
HO
for '57

The **ONLY HO** Trains
with

REAL PUFFING SMOKE!
CHOO-CHOO SOUNDS!
LOCOMOTIVE WHISTLE!



No. 30315



No. 30320



No. 30325



No. 30330



No. 30332

Gilbert "HO" Power Pack No. 32652 should be used to operate train above.



No. 30335

GILBERT HO TRAIN SETS

Complete and Ready to Run — Power Pack Extra

\$24.95

with No. 32650 1½ Amp.
Power Pack \$37.90



No. 30315 Baltimore & Ohio Diesel Freight

Big, new and fast is this heavyweight hauler, all ready to handle any freight or varnish drag on your line. Complete with new Morrell reefer, N & W gondola and Baltimore & Ohio shanty, plus curve, re-railer and uncoupler track. NMRA couplers. Set 24" long.

SET INCLUDES: B&O Diesel Locomotive A unit, 7" long.

New Morrell Reefer, 5½"	1 sec. 18" radius
Norfolk & Western Gondola, 5½"	Terminal Curved Track
B&O Caboose, 4-3/16"	Re-railer track
11 sec. 18" radius	Uncoupler track
Curved Track	Illustrated instructions

\$42.50

with No. 32650 1½ Amp.
Power Pack \$55.45



No. 30320 Pennsylvania Switcher Freight

Watch the way this aught-six aught beauty handles her yard and high iron chores, smoke puffing and choo-choo sounds coming from the boiler, and you'll want her for your roundhouse fleet. Includes C. B. & Q. Hopper, Gulf Tank and Pennsy crummy, plus track uncoupler section and the Gilbert Re-Railer that put 'em on automatically. NMRA couplers. 23½" long.

SET INCLUDES: Pennsylvania Switcher locomotive and tender, 9" long.

C. B. & Q. Hopper Car, 4¼"	Terminal curved track, 18" radius
Gulf Tank Car, 5"	Uncoupler track
Pennsy Caboose, 4-3/16"	Re-Railer track
11 sections 18"	4-piece Smoke Set
radius curved track	Illustrated instructions

\$44.50

with No. 32650 1½ Amp.
Power Pack \$57.45



No. 30325 Alco Diesel Freight

A brute for work is this husky Alco 12-wheel ball-and-socket drive (all 12 wheels pull the load!) DL-600 type diesel, at the head end of a 4-car freight haul. Headlights and number boards illuminated. Besides rolling stock, set includes track, sensational re-railer, uncoupler track and terminal track. NMRA uncouplers. Train 30½" long.

SET INCLUDES: Alco Diesel locomotive, with headlights front & rear, 8-7/16" long.

New Haven R.R. box car, 5½"	2 sections Straight Track
Koppers Chemical Car, 5"	Terminal Curved Track, 18" radius
C. B. & Q. Hopper Car with coal, 4¼"	Uncoupler Track
N. Y. Central illuminated caboose, 4-3/16"	Re-Railer Track
11 sections Curved Track, 18" radius	Illustrated instructions

\$55.00

with No. 32650 1½ Amp.
Power Pack \$67.95



No. 30330 Hudson Freight

The detail on this 4-6-4 N. Y. Central Hudson loco that puffs real Smoke and sounds off with Choo-Choos as it runs, is incredible. No smoker made anywhere in the world can match it for realism. Hauls 4 cars: Cement, Cattle, Transformer car and NYC lighted caboose. Includes track, uncoupler section, re-railer and terminal. NMRA couplers. Set is 34¾" long.

SET INCLUDES: N. Y. Central Locomotive and Tender, with Smoke and Choo-Choo sounds, 14" long.

Monon Cement Car, 4¼"	Terminal Curved Track, 18" radius
M.K.T. Cattle Car, 5½"	Uncoupler Track
Depressed Center Car, 5"	Re-Railer Track
N. Y. Central illuminated caboose, 4-3/16"	4-piece Smoke Set
11 sections Curved Track, 18" radius	Illustrated instructions
2 sections Straight Track	

\$65.00

with No. 32650 1½ Amp.
Power Pack \$77.95



No. 30332 Hudson Freight

In a class by itself is this rugged coal burner that puffs real Smoke, gives off Choo-Choo sounds synchronized to drive wheel action and has built-in steam whistle. Elaborate detail and just like prototype. Heads up colorful Northwestern reefer, Mobilgas tank, B&O hopper and illuminated shanty. Loco has headlights. Set includes track, uncoupler, terminal, re-railer. NMRA couplers. Train 36" long.

SET INCLUDES: N. Y. Central Locomotive and Tender, with Smoke, Choo-Choo sounds and built-in steam Whistle, 14" long.

Northwestern Reefer, 5½"	Curved Terminal Track, 18" radius
Mobilgas Tank Car, 5"	Uncoupler Track
B&O Hopper Car, 4¼"	Re-Railer Track
N. Y. Central illuminated Caboose, 4-3/16"	4-piece Smoke Set
11 sections Curved Track, 18" radius	Electronic Whistle Control Unit
2 sections Straight Track	Illustrated instructions

\$54.95

with No. 32650 1½ Amp.
Power Pack \$67.90



No. 30335 Northern Pacific Passenger

Two big GM "A" units haul four of the slickest streamlined passenger cars ever made in this replica in miniature of the famous Northern Pacific "Vista Dome North Coast Limited." All cars illuminated and entire train has NMRA couplers. Outfit includes track, re-railer, uncoupler and terminal section.

TRAIN INCLUDES: Northern Pacific 2 "A" unit GM Diesel

Illuminated Baggage & Club Car	1 Terminal Curved track, 18" radius
Illuminated Cooch	
Illuminated Vista Dome Car	2 sections Straight track
Illuminated Observation	Re-Railer track
11 sections 18" radius	Uncoupler track
curved track	Illustrated instructions

All GILBERT HO Trains Have National Model Railroad Association-Approved Couplers



GILBERT HO CARS... Elaborate Detail



\$6.95

NEW No. 33541 COACH — Minutely detailed with authentic Northern Pacific finish. Illuminated. NMRA couplers, die-cast trucks.



\$6.95

NEW No. 33540 BAGGAGE & CLUB CAR — Long, sleek, detailed. Has interior lighting, NMRA couplers and die-cast trucks.



\$7.95

NEW No. 33542 VISTA DOME — A real beauty and a car you'll want for your passenger division. Northern Pacific markings; interior lighting, die-cast trucks, NMRA couplers.



\$7.95

NEW No. 33543 OBSERVATION — Coolest car on HO rails is this dreamliner observation, with Northern Pacific finish and lettering. Illuminated inside. Has NMRA couplers, die-cast trucks, equalized wheel action.



\$3.25

NEW No. 33524 REFRIGERATOR CAR — With reefers making up as many as half of some hauls, you'll need plenty of variety on your road. This Morrell number is a real dinger. 5 1/4" long.



\$3.75

NEW No. 33523 BOX CAR — A car especially for bakery goods is the latest wrinkle on the Rio Grande — and this HO job is a perfect scale copy. Doors slide open. 5 1/4" long.




\$3.75

NEW No. 33522 BOX CAR — Even seasoned railroad-men take a second look when this Boston & Maine beauty rolls by. Doors slide open. 5 1/4" long.



\$3.75

NEW No. 33511 TANK CAR — Brand new tanker with 3 domes and famous GULF emblem. Loaded with detail. 5" long.



\$3.25

NEW No. 33526 REFRIGERATOR CAR — Spot a couple of these jazzy jobs in your drags and see how they give your freights new zip. Highly detailed; accurate 9/64" scale, 5 1/4" long.



\$3.75

No. 33512 BOX CAR — Old trustworthy — all dressed up in the striking New Haven R.R. colors that are the talk of the railroad world. Sliding doors. 5 1/4" long.



\$3.50

No. 33517 TANK CAR — Bright, colorful, authentic. That's the word for this Mobilgas tanker that deserves a home on any HO pike. 5" long.



\$3.50

No. 33518 CHEMICAL CAR — In this chemical age we live in, a Koppers car like this is a "must". Authentic from top to toe. 5" long.

N. M. R. A. Couplers • Freight Trucks with Real Springs



No. 33525 HOPPER

\$2.95

Big Baltimore & Ohio lettering plus minute detail make this car a perfect scale model of the McCoy. You'll want several, 4 1/4" long.



No. 33501 HOPPER CAR

\$2.95

The backbone of your freight fleet is the dependable hopper, and here's one that carries a load of anthracite. Fully detailed. 4 1/4" long.



No. 33500 TANK CAR

\$3.50

No freight drag is complete without an "old reliable" tanker . . . and this one is a beauty. 5" long.



No. 33502 CATTLE CAR

\$3.75

If you listen hard you can almost hear the steers bawling! Door slides open. Katy markings. 5 1/8" long.



No. 33505 GONDOLA CAR

\$2.25

Has large loading capacity for pipes, machinery or anything else too big for a box car. 5 1/8" long.



No. 33510 CEMENT CAR

\$2.95

Complete with 8 simulated roof loading hatches, catwalk, rivets and other detail. 4 1/4" long.



No. 33513 BOX CAR

\$3.75

The drab freight train of yesteryear is fast disappearing . . . and this B&O job proves it. Doors slide open and shut. 5 5/8" long.



No. 33514 BOX CAR

\$3.75

This Seaboard "Silver Meteor" really gets around, as freight hauls throughout the country will testify. Has sliding doors. 5 5/8" long.



No. 33516 ILLUMINATED CABOOSE

\$4.95

A shanty to ride the tail ends of your freights in handsome style. Interior lighting. 4-3/16" long.



No. 33520 REFRIGERATOR CAR

\$3.25

Just as useful as it is handsome is this yellow-and-green reefer, seen from coast-to-coast. 5 5/8" long.



No. 33521 REFRIGERATOR CAR

\$3.25

Get your perishables to market fast — and fresh — in this colorful Northern Pacific R.R. reefer with elaborate detail. 5 5/8" long.



No. 33504 REFRIGERATOR CAR

\$3.25

A reefer to add color and realism to your HO layout. Fully detailed. 5 5/8" long.



No. 33503 DEPRESSED CENTER

\$3.95

When you have a heavyweight load to carry (like the transformer here) this is the car for the job. 5" long.

GILBERT HO LOCOMOTIVES



No. 31007 \$16.50

NEW No. 31007 B&O DIESEL (POWERED) — This rugged growler holds the rails as though it were born to them and she's got power for those l-o-n-g hauls. Has headlight. 7" long.

NEW No. 31009 B&O DIESEL (NON-POWERED) — Same as above, except without motor. Couples on behind your powered "A" unit for added train realism. 7" long. (not illustrated) \$4.95



No. 31010 \$16.50

NEW No. 31010 NORTHERN PACIFIC DIESEL (POWERED) — Husky GM diesel in colorful Northern Pacific finish. 7" long.

NEW No. 31012 NORTHERN PACIFIC DIESEL (NON-POWERED) — Same as above, except without motor. 7" long. (not illustrated) \$4.95



No. 31011 \$4.95

NEW No. 31011 NORTHERN PACIFIC "B" UNIT — Use behind a powered "A" or between two "A's", one with and one without power, to create multi-unit locomotives. 7" long.



No. 31008 \$4.95

NEW No. 31008 B&O DIESEL "B" UNIT — One of these between a powered "A" unit and a non-powered "A" makes the sweetest looking triple unit drag anywhere. 7" long.



No. 31003

No. 31003 ALCO DIESEL \$25.00

A handsome — and necessary — addition to any round-house! This slick Alco beauty is loaded with power and has new universal ball-and-socket drive: all 12 wheels pull the load! Includes multiple illuminated headlights (4 in front, 2 in rear) plus lighted number boards. An all-purpose loco to handle any freight or passenger assignment with ease. 8-7/16" long.



No. 31004

No. 31004 PENNSYLVANIA SWITCHER \$27.50

Sweetest coal-burning yard goat anywhere, bar none. With her worm-drive motor she's a real workhorse, too, with plenty of class to take yard abuse. Watch her bustle about on her chores, puffing Smoke and sounding off with Choo-Choos and you'll agree there's nothing finer in "HO." 9" long.

No. 31006 HUDSON LOCOMOTIVE \$47.50

One of the classic locomotives in the "HO" field is this magnificent N. Y. Central "Hudson", with puffing Smoke and a built-in Electronic Steam Whistle. Has powerful worm-drive motor and the most elaborate and authentic detail possible. A thoroughbred through-and-through. 14" long.


No. 31005 HUDSON LOCOMOTIVE (Not illustrated)
Same as No. 31006 except without Whistle. \$39.95



No. 31006

Gilbert "HO" Power Pack No. 32652 should be used to operate locomotive No. 31006.

GILBERT HO ACCESSORIES



No. 35700
\$2.95



No. 35701 \$2.95



No. 35703 \$3.95



No. 35711
\$3.95



No. 34632
60c




No. 35710
\$3.95



No. 32652 \$19.95



No. 32650
\$12.95



No. 32654
\$5.95

No. 35701 PASSENGER & WAYSIDE STATION

Variety of uses: place as shown above or butt together on same side of track for extended station. Station: 1 3/4" high, 5 1/2" long, 2 1/4" wide. Platform and roof: 2" high, 3 3/8" long, 1 1/4" wide.

No. 32650 POWER PACK

Reduces standard 110-120 volts A.C. to 18 volts A.C. (for accessories) and 12 volts D.C. (for trains). 1 1/2 amps. output; self-setting thermal circuit breaker. 5 1/2" long, 4 1/2" wide, 2 7/8" high.

No. 32965 POWER PACK (Not illustrated)

Same as No. 32650 except operates on 220 volts A.C. instead of 110-120.

No. 32654 RECTIFIER

Changes A.C. current from transformer to low voltage D.C. for train operation. 3 amp. output. Has re-set type circuit breaker. 3 3/4" high, 4 3/4" wide, 6 1/4" long.

No. 32652 POWER PACK

Reduces 110-120 household current to 15 volts A.C. for accessories and converts low voltage A.C. to 12 volts D.C. for trains. Has 2 1/2 amp output at 12 volts D.C. or 15 volts A.C. Line switch, forward-and-reverse switch, re-set circuit breaker. 7" long, 6" wide, 2 3/8" high.

No. 23025 SMOKE CAPSULES

For all Gilbert HO smoke-puffing locomotives. Package contains 12. (not illustrated)

No. 34632 AUTOMATIC RE-RAILER

Greatest HO device ever! Push any HO car through Re-Railer and wheels are automatically put on track. Also re-rails dragging truck on running train. Includes track section.

No. 35710 BLOCK SIGNAL

When red light goes on (by manual control) train halts; on green, train starts up. 2 1/2" high. Includes control.

No. 35711 FLASHER SIGNAL

Red lights flash as train goes by, cease only after last car passes. Track included. 2 1/4" high.

No. 35703 TRESTLE SET

If you haven't tried this, you don't know what fun railroading can be! Makes figure 8 over-and-under or other systems. 24 trestles. Highest one is 3".

No. 35700 GIRDER BRIDGE

Heavy die-cast bridge for spanning streams, ravines, etc. 7-1/16" long.

GILBERT "HO" LAMPS

No. 36790: 14 volt clear, for locos.

No. 36791: 16 volt red, for signals.

No. 36792: 16 volt green, for signals.

GILBERT HO TRACK EQUIPMENT



No. 34600 25c



No. 34602 25c



No. 34601 25c



No. 34605 75c



No. 34612 25c



No. 34610 25c




No. 34607 75c



No. 34620
\$4.50



No. 34621
\$4.50




No. 34625
\$2.25



No. 34626 49c



No. 34606 20c



No. 34618 20c



No. 34629 75c



No. 34631 \$2.25

GILBERT "HO" STRAIGHT TRACK

Brass rails mounted on realistic insulated ties, spaced $\frac{1}{8}$ " apart. Comes in full, $\frac{2}{3}$ and $\frac{1}{3}$ lengths.

No. 34600 STRAIGHT TRACK
Full length, 9".

No. 34602 STRAIGHT TRACK
 $\frac{2}{3}$ length, 6".

No. 34601 STRAIGHT TRACK
 $\frac{1}{3}$ length, 3".

GILBERT "HO" CURVED TRACK

Available in either 15" or 18" radius sections, in both full 9" lengths or half 4 $\frac{1}{2}$ " lengths.

No. 34610 CURVED TRACK
15" radius, 9" long.

No. 34611 CURVED TRACK (Not illustrated)
15" radius, 4 $\frac{1}{2}$ " long.

No. 34612 CURVED TRACK
18" radius, 9" long.

No. 34613 CURVED TRACK (Not illustrated)
18" radius, 4 $\frac{1}{2}$ " long.

No. 34605 STRAIGHT TERMINAL TRACK
Insulated terminal, with posts, to simplify wiring from Power Pack to track. 9" long.

No. 34607 CURVED TERMINAL TRACK
Same as above, except is curved section with 18" radius. 9" long.

GILBERT "HO" RUBBER ROADBED

Improves roadbed appearance, deadens train rumble, prevents slipping. Curved sections designed to accommodate either 18" or 15" radius track. Comes in 9" sections only; other sizes can be trimmed.

No. 34606 STRAIGHT RUBBER ROADBED
9" long.

No. 34618 CURVED RUBBER ROADBED
9" long, 18" radius.

No. 34629 AUTOMATIC UNCOUPLER TRACK
Uncouples cars by remote control. Foolproof operation. 9" long.

No. 34626 BUMPER TRACK
For your deadend sidings. 4" long.

No. 34625 CROSSING
Permits interesting and realistic track systems. Each leg 6" long.

No. 34621 LEFT REMOTE CONTROL SWITCH
Where left hand turn-out is desired.

No. 34620 RIGHT REMOTE CONTROL SWITCH
For right hand turn-outs.

No. 34631 SIGNAL OPERATING TRACK
Makes such accessories as signals fully automatic. Has built-in trip. 9" long.

THE A. C. GILBERT COMPANY • New Haven 6, Connecticut

SHOWROOMS and EXPORT DIVISION: The Gilbert Hall of Science Building
Fifth Avenue at 25th St., New York 10, N. Y.

Prices, materials, compositions, etc., subject to change without notice. Printed 1957 U.S.A. D2031