

GILBERT

AMERICAN FLYER TRAINS

for 1957



the most realistic
model trains ever built!


**2-Rail
"T" Track**



Only

Real Smoke and

Electronic Horn and Whistle†



3/16" Scale Models

AMERICAN FLYER

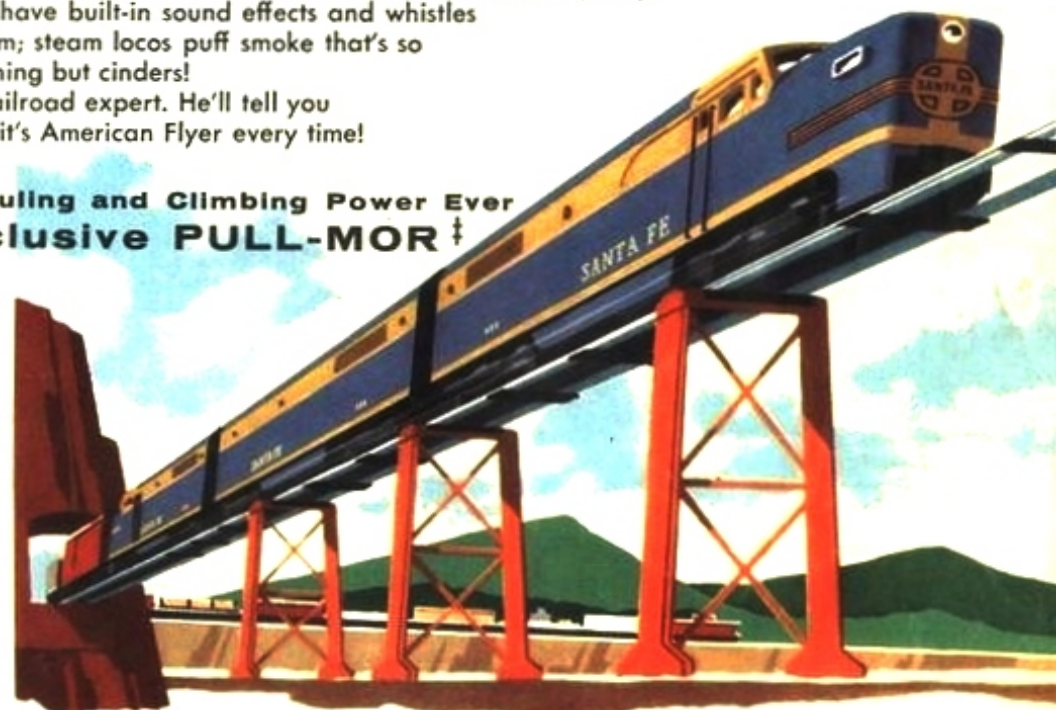
has so many **REAL** features!

Choo-Choo Sounds *



In all the world only American Flyer comes so close to matching the appearance and performance of real trains. Each one is an authentic 3/16" scale model of an original and runs on 2-rail "T" track. And only American Flyer locomotives have Pull-Mor Power to provide greater hauling and climbing capacity. Locomotives also have built-in sound effects and whistles for greater realism; steam locos puff smoke that's so real it has everything but cinders! Ask any model railroad expert. He'll tell you that, for realism, it's American Flyer every time!

Greatest Hauling and Climbing Power Ever —Exclusive PULL-MOR †



* Patented
† Pat. Pending

DIESEL ROAR ‡

AMERICAN FLYER

Baldwin "Flying Freighter" Set

PULL-MOR POWER • TRANSFORMER • REMOTE CONTROL

NO. 20305
\$22.50
COMPLETE

AMERICAN FLYER

The "New Crusader" Freight with Smoke • Choo-Choo Sounds

No. 20310 AMERICAN FLYER FREIGHT SET


All the thrills of real railroading are yours with this hotshot freight that does just about everything a big train can do. Atlantic-type 4-4-2 locomotive puffs real Smoke and has built-in Choo-Choo sounds. Pull-Mor Power gives it added hauling and climbing capacity. Cars include new Rio Grande box car for transporting bakery goods. Track measures 140". Train is 47".

INCLUDES TRANSFORMER

No. 22004 transformer has 40 watt rating and provides both fixed voltage for accessories and variable voltage for train.

**The New Crusader includes:**

Atlantic Locomotive with Smoke and Choo-Choo sounds	\$23.00
New Rio Grande Box Car	4.50
B. & O. Hopper Car	4.50
Caboose	4.95
40-watt Transformer	6.95
12 sec. Curved Track @ 30c ea.	3.60
2 sec. Straight Track @ 30c ea.	.60
Uncoupler	2.00
Track Terminal	.25
Total, if purchased separately	\$50.35
TRAIN SET PRICE, COMPLETE	\$27.50



No. 20305 AMERICAN FLYER FREIGHT SET

An ideal starter set — low in price yet high in value! All equipment is interchangeable with that of higher-priced American Flyer trains and the motor is the same worm-drive type that powers expensive outfits. Locomotive is a scale model of the famous Baldwin Diesel. Transformer has 40 watt rating and provides variable voltage for trains and fixed voltage for accessories. Track measures 120". Train is 33".

40 WATT TRANSFORMER

No. 22004 transformer included with "Flying Freighter" outfit.



The Flying Freighter includes:

	LIST PRICE
Baldwin Diesel Switcher Locomotive	\$17.50
N. & W. Gondola Car	4.50
Illinois Central Reefer	4.50
Caboose	4.95
40-watt Transformer	6.95
12 sec. Curved Track @ 30c ea.	3.60
Uncoupler	2.00
Track Terminal	.25
Total, if purchased separately	\$44.25
TRAIN SET PRICE, COMPLETE	\$22.50



**LOCOMOTIVE
\$17.50
IF PURCHASED
SEPARATELY**

No. 21801 BALDWIN DIESEL



Has worm-drive motor and Pull-Mor Power. Authentic colors and detail. Couplers front and rear. Included with set No. 20305, but may be bought separately for \$17.50



PULL-MOR Power • Remote Control

NO. 20310
\$27.50
COMPLETE

LOCOMOTIVE
\$23.00
IF PURCHASED
SEPARATELY



BIG . . . RUGGED . . . POWERFUL!

Ready for a freight haul or a fast passenger run — that's the No. 21105 Atlantic locomotive that heads up the new Crusader freight. Has Smoke, Choo-Choo sounds and exclusive Pull-Mor Power. Included with No. 20310 train set, but may be purchased separately for \$23.00

New!

AMERICAN FLYER

Keystone Rocket Freight with Sensational New Rocket Launching Car


BLAST OFF! Just one touch of a remote control button starts this big rocket on its journey into outer space. It's real fun to operate!

No. 20315 AMERICAN FLYER ROCKET TRAIN
WITH SMOKE, CHOO-CHOO SOUNDS, ROCKET CAR, PULL-MOR

Imagine the fun you can have firing this new rocket into space by electric remote control, while train is either standing still or running! A great new feature for a great new train that's powered by one of the finest switcher locomotives ever made — the all new American Flyer 0-6-0 Pennsylvania Railroad "yard goat". It puffs Smoke, has built-in Choo-Choo and is Pull-Mor powered. A real beauty! Track measures 160". Train is 36 $\frac{3}{8}$ ".

40-WATT TRANSFORMER INCLUDED!

No. 22004 transformer, with 40-watt rating, is packed with the new Keystone Rocket Freight. Has variable train voltage and fixed accessory voltage. 3 binding posts simplify wiring hook-up.




The Keystone Rocket Freight includes:

New 0-6-0 Penn. Switcher locomotive with Smoke and Choo-Choo	\$27.50
New Automatic Rocket Launcher Car	10.95
Pennsylvania Gondola Car	4.50
Caboose	4.95
40-watt Transformer	6.95
Uncoupler	2.00
12 sec. Curved Track @ 30c	3.60
4 sec. Straight Track @ 30c	1.20
Track Terminal25
Total, if purchased separately	\$61.90
TRAIN SET PRICE, COMPLETE	\$32.50



NO. 20315
\$32.50
COMPLETE



RARIN' TO GO!


This is how the rocket looks in firing position, all ready to head up into the stratosphere.



BRAND NEW PENNSYLVANIA RAILROAD SWITCHER!


Certain to capture the heart of every model railroader is this new 0-6-0 Pennsylvania yard goat, with slope-back tender. Has couplers front and rear. Has Smoke, Choo-Choo sounds, Pull-Mor Power, worm drive motor and front and rear lights. Measures 13 1/4". No. 21005. Included with train set above, but may be purchased separately for \$27.50

LOCOMOTIVE
\$27.50
IF PURCHASED
SEPARATELY




AMERICAN FLYER

The "Mountaineer" Freight Train



LOCOMOTIVE
\$25.00
IF PURCHASED
SEPARATELY



PRIDE OF THE ROUNDHOUSE!

This big 4-6-2 Pacific-type steam locomotive will haul your freight or passenger cars with equal ease. Has Smoke, Choo-Choo sounds, is Pull-Mor Power equipped and has worm-drive motor. It heads up the Mountaineer freight. Included with train set above or may be purchased separately. No. 21015. \$25.00

✓ Real Puffing Smoke

✓ Choo-Choo Sounds

✓ PULL-MOR Power

✓ Remote Control

NO. 20320
\$34.95
COMPLETE



No. 20320 AMERICAN FLYER FREIGHT SET

Watch this big "smoker" steam along the high iron, smoke puffing and choo-choos sounding off and you'll know you're seeing the best in action. With its Pull-Mor Power this 4-6-2 Pacific loco can take the grades like a mountain goat or haul 40 or more cars. Rolling stock features caboose with action trainman. Track measures 140". Train is 50".

The Mountaineer Freight includes:

Pacific Locomotive, with Smoke and Choo-Choo	\$25.00	12 sec. Curved Track @ 30c	3.60
New Haven Lumber Car	5.95	2 sec. Straight Track @ 30c	.60
M.K.T. Box Car	4.95	Track Terminal	.25
Gulf Tank Car	5.50	Illustrated Train Book	—
Action Caboose	7.95	Total if purchased separately	\$66.70
Electric Uncoupler	3.95	TRAIN SET PRICE,	
50-watt Transformer	8.95	COMPLETE	\$34.95



ACTION CABOOSE!

Colorful caboose has automatic action. Each time train stops, trainman leans out to check cars ahead, then resumes his post when train starts.



50 WATT TRANSFORMER. Has ample power for operation of train and some accessories. Variable voltage for trains, fixed for accessories. Simplified 3-binding-post hook up. Has built-in circuit breaker to protect against shorts and burn-outs.



AMERICAN FLYER

Union Pacific Diesel Freight



✓ Pull-Mor Power

✓ Remote Control Action

No. 20325 AMERICAN FLYER FREIGHT SET

Striking in color — striking in performance! This powerful General Motors Diesel will “walk away” with your heaviest freight haul or breeze up the steepest grade. Outfit has four authentic scale model cars including action car that features tireless Smitty, the Walking Brakeman. As long as current is on, he strides back and forth the catwalk atop the box car. Track measures 140". Train is 51".

GP-7 Diesel Locomotive	\$25.00
Frisco Gondola Car	4.95
Jersey Central Cement Car	5.95
Walking Brakeman Car	7.95
C. & O. Pipe Car	5.50
Illuminated Caboose	5.95
Electric Uncoupler	3.95
50-watt Transformer	8.95
12 sec. Curved Track @ 30c	3.60
2 sec. Straight Track @ 30c	.60
Track Terminal	.25
Illustrated Train Book	—

Total, if purchased separately \$72.65

TRAIN SET PRICE, COMPLETE \$39.95

ENDLESS ACTION!

Watch Smitty patrol the catwalk on the box car! Continuous, automatic action.



50-WATT TRANSFORMER INCLUDED!

No. 22020 transformer with 50-watt rating is packed with the train. Built-in circuit breaker guards against shorts and burn-outs. Variable and fixed voltage; 3 binding posts.



NO. 20325
\$39.95
COMPLETE




No. 21821 LOCOMOTIVE

May be purchased separately. Has worm-drive motor and Pull-Mor Power. Accurate Union Pacific markings. Has two headlights. 11 1/4" long. Included with train set above but priced separately at \$25.00

LOCOMOTIVE
\$25.00
IF PURCHASED
SEPARATELY





AMERICAN FLYER

- ✓ 48 Inch Train with
- ✓ 160 Inches of 2-Rail Track!
- ✓ REMOTE CONTROL
- ✓ PUFFING SMOKE
- ✓ 3/16" SCALE MODEL

The "Meteor" Freight

with Pull-Mor Power • 50-Watt Transformer • Billboard Whistle

No. 20330 AMERICAN FLYER FREIGHT SET

More fun than riding the cab of a real locomotive! This mighty 12-wheel 4-6-2 locomotive puffs real smoke, has built-in Choo-Choo sounds and features Pull-Mor Power for super hauling and climbing. Rolling stock includes colorful New Haven box car with sliding doors, Wabash Hopper, Container Gondola and illuminated Caboose. Track measures 160". Train is 48".



TRANSFORMER INCLUDED!

No. 22020 transformer, with 50-watt rating, is packed with the Meteor train. Circuit breaker guards against short circuits and overloads; voltage is variable for trains, fixed for accessories. 3 binding posts.



Meteor Freight includes:

Pacific Locomotive with Smoke and Choo-Choo	\$29.00
New Haven Box Car	5.95
Wabash Hopper Car	4.95
Container Gondola Car	5.95
Illuminated Caboose	5.95
50-watt Transformer	8.95
Billboard Whistle	7.95
12 sec. Curved Track @ 30c	3.60
4 sec. Straight Track @ 30c	1.20
Electric Uncoupler	3.95
Track Terminal	.25
Illustrated Train Book	—
Total, if purchased separately	\$77.70
TRAIN SET PRICE, COMPLETE	\$44.95

NO. 20330
\$44.95
COMPLETE




SOUND REAL TRAIN SIGNALS!

With this No. 23568 Billboard Whistle you can sound all the railroad signals in the official code book by remote control! It's included with the Meteor.




Real Puffing Smoke and Choo-Choos!

LOCOMOTIVE
\$29.00
IF PURCHASED
SEPARATELY



No. 21095 LOCOMOTIVE

Buy it separately, if you prefer. Die-cast 4-6-2 Pacific "steamer" has Pull-Mor Power, Choo-Choo sounds and puffs real Smoke. Included with train set above or sold separately at \$29.00



AMERICAN FLYER

Super-Detailed "Yard King" Freight

- ✓ Real Puffing Smoke
- ✓ Choo-Choo Sounds
- ✓ Headlight, Searchlight, Tender Light
- ✓ Electric Remote Control
- ✓ Pull-Mor Power


Light up night scenes with powerful floodlight car!

No. 20035 AMERICAN FLYER FREIGHT SET

Just let your eye run over the mass of elaborate and intricate detail on this classy 0-8-0 steam switcher locomotive and you'll understand why its been acclaimed one of the finest models ever built. In addition to puffing Smoke and sounding off with Choo-Choos, it also has Pull-Mor Power. Includes front and rear couplers for yard duty. Work train components feature Floodlight Car, massive Wrecking Crane, Lumber Car and Boom-and-Work Car. Track measures 140". Train is 54".

Transformer of 100 watt capacity, or greater, should be used to operate train.

*Lift Timber, Rolling Stock, even Locomotives
with this heavy-duty Wrecking Crane...*



NO. 20035
\$44.95
COMPLETE



0-8-0 Switcher Locomotive with
Smoke and Choo-Choo

\$32.50

New Haven Lumber Car

5.95

Power Floodlight Car

7.95

Wrecking Crane Car

7.95

Boom & Work Car

6.95

Electric Uncoupler

3.95

12 sec. Curved Track @ 30c

3.60

2 sec. Straight Track @ 30c

.60

Track Terminal

.25

Illustrated Train Book

—

Total, if purchased separately \$69.70


TRAIN SET PRICE, COMPLETE \$44.95



LOCOMOTIVE
\$32.50
IF PURCHASED
SEPARATELY

No. 21075 LOCOMOTIVE

A beauty to look at — and a bearcat for performance. 14 3/4" of compact, rugged power and it puffs real Smoke, has built-in Choo-Choos and is Pull-Mor Power equipped. Included with train set above, but buy it separately, if you like, for \$32.50



NO. 20340
\$49.95
COMPLETE



AMERICAN FLYER

The "New Clipper" Streamlined Diesel

PULL-MOR POWER • BILLBOARD HORN • FULL REMOTE CONTROL

No. 20340 AMERICAN FLYER PASSENGER SET

Just squint your eyes a bit and you'll swear you're watching the real thing when you see this streamlined poetry-in-motion streak along the rails, taking the grades and flat runs with almost equal speed. The "A" unit Alco diesel, with the New Haven Railroad's newest colors, is worm-drive motor powered and has Pull-Mor for hauling and climbing performance. Streamlined New Haven cars have interior illumination and silhouetted passengers in the windows. Track measures 160" long. Train is 52¾".

REMOTE CONTROL BILLBOARD HORN!

Sound off for the grade crossings or signal other trains with this ingenious accessory that conceals a Diesel Horn in its housing. Blows by electric remote control. Included with the "New Clipper".



50-WATT TRANSFORMER PACKED WITH SET


This No. 22020 transformer, with 50-watt rating, is included with the New Clipper. Has built-in circuit breaker (protects against shorts, overloads), variable and fixed voltage and 3 binding posts.

The New Clipper includes:


New Haven Diesel "A" unit Locomotive	\$25.00
Illum. Baggage Car	8.95
Illum. Coach	8.95
Illum. Observation	9.95
Billboard Horn	7.95
Electric Uncoupler	3.95
50-watt Transformer	8.95
12 sec. Curved Track @ 30c	3.60
4 sec. Straight Track @ 30c	1.20
16 Track Locks	.40
Track Terminal	.25
Illustrated Train Book	—

Total, if purchased separately \$79.15

TRAIN SET PRICE, COMPLETE \$49.95



LOCOMOTIVE
\$25.00
IF PURCHASED
SEPARATELY



No. 21561 LOCOMOTIVE

This low-silhouette speed merchant may be purchased separately, if you desire. Has worm-drive motor and Pull-Mor Power. Finished in authentic New Haven Railroad colors. 12¼" long. Included with train set above and also sold separately at \$25.00

New!

NO. 20345
\$52.50
COMPLETE



AMERICAN FLYER

New Haven Mainline Electric Freight

Built-in Electronic Whistle • PULL-MOR Power • Worm-Drive Motor

PLUS...

NEW ROLLING STOCK
OF THE LATEST
RAILROAD DESIGN



No. 24043 Boston & Maine R.R. Box Car



No. 24619 De Luxe Caboose



No. 24316 Mobilgas Tank Car

No. 20345 AMERICAN FLYER FREIGHT SET

As new as tomorrow's sunrise and one of the finest freight outfits you'll ever see. The sleek beauty that provides the horsepower is a scale model of G.E.'s famous electric locomotive (in real life the most powerful electric loco made) and it's finished with the bright New Haven R.R. color scheme that excites comment wherever seen. Included in this great freight set are three brand new cars (see below, page 18) and a 50-watt transformer. Track measures 160". Train is 60½".



50-WATT TRANSFORMER

No. 22020 transformer, with variable voltage for trains and fixed for accessories, is included with set. Built-in circuit breaker.



New Haven Electric Locomotive with built-in Whistle	\$35.00
B. & M. Box Car	5.95
Mobilgas Tank Car	5.95
C. & O. Pipe Car	5.50
Southern Gondola Car	4.95
C. B. & Q. Coal Car	5.95
De Luxe Illum. Caboose	6.95
Electronic Whistle Control	4.00
Electric Uncoupler	3.95
50-watt Transformer	8.95
12 sec. Curved Track @ 30c	3.60
4 sec. Straight Track @ 30c	1.20
16 Track Locks	.40
Track Terminal	.25
Illustrated Train Book	—
Total, if purchased separately	\$92.60
TRAIN SET PRICE, COMPLETE	\$52.50




**LOCOMOTIVE
\$35.00
IF PURCHASED
SEPARATELY**

No. 21571 LOCOMOTIVE

Not only handsome to look at, but her performance measures up to her appearance! Has Pull-Mor Power (more climb, more pull), worm-drive motor and Electronic Whistle (yes, Whistle, not a Horn!) plus pantographs that raise and lower. 12¼". Included with train set above and also sold separately at \$35.00



NO. 20350
\$59.50
COMPLETE



AMERICAN FLYER

Pennsylvania "Trail Blazer" Freight

✓ REAL SMOKE AND CHOO-CHOO

✓ PULL-MOR POWER

✓ REMOTE CONTROL

PLUS Milk Car and Platform...New De Luxe Caboose...Billboard Whistle...Transformer



Milkman delivers cans by remote control!



New Caboose with bay window design!



Sound railroad signal with Billboard Whistle.



50-Watt transformer has built-in circuit breaker.

No. 20350 AMERICAN FLYER FREIGHT SET

There's a lot of real railroading adventure right at your fingertips with this magnificent American Flyer "Trailblazer" Freight that has five colorful scale model cars, including a Milk Car and Platform that work by remote control. The heavy duty 4-6-2 Locomotive puffs real Smoke, has built-in Choo-Choo sounds, a worm-drive Motor and is equipped with Pull-Mor Power. Track measures 160". Train is 59½".



The Trail Blazer includes:

No. 21045 Pennsylvania K-5 Locomotive with Smoke and Choo-Choo
No. 24023 Baltimore & Ohio Box Car
No. 24113 Container Gondola
No. 25019 Operating Milk Car and Platform
No. 24516 New Haven Lumber Car
No. 24619 De Luxe Illuminated Caboose
No. 22020 50-watt Transformer


No. 23568 Remote Control Billboard Whistle
No. 26752 Electric Remote Control Uncoupler
12 sections 26720 Curved Track
4 sections 26700 Straight Track
16 No. 26693 Track Locks
No. 26690 Track Terminal
Illustrated Train Book



No. 21045 LOCOMOTIVE

Massiveness and power are suggested in the lines of this hefty die-cast Pennsylvania K-5 Locomotive that has Smoke, Choo-Choo sounds, Pull-Mor Power and worm-drive motor. May be purchased separately, if desired.

LOCOMOTIVE
\$33.50
IF PURCHASED
SEPARATELY





AMERICAN FLYER

"Sunshine Special" Twin Unit Diesel Freight

✓ BUILT-IN "DIESEL ROAR"

✓ NEW DE LUXE ACTION CABOOSE

✓ REALISTIC ELECTRONIC HORN

✓ REMOTE CONTROL

✓ PULL-MOR POWER

No. 20355 AMERICAN FLYER FREIGHT SET

When these two powerhouse General Motors GP-7 Diesel Locomotives team up to haul your freight drag, you really get results! Plenty of massiveness in the right places plus worm-drive and Pull-Mor Power mean speed on the flats and hauling capacity where it counts on the grades. Both loco units carry authentic Texas & Pacific R.R. color scheme and lettering; rolling stock is highlighted by brand new bay window type Caboose with action trainman. Locomotive also has built-in Diesel "Roar" — duplicates to uncanny degree the big motor sound of idling and running Diesel motors! Track measures 160". Train is 69".

Transformer of 100 watt capacity, or greater, should be used to operate train.



FUN WITH THIS ACTION CABOOSE!

Every time train stops, this busy brakeman leans out to see what's going on up ahead — and to keep a check on the cars. When train resumes trip he returns to middle of platform. Automatic action!

Sunshine Special Freight includes:

- No. 21908 Texas & Pacific two-unit Diesel Locomotive with Diesel Roar, Horn and Pull-Mor Power
- No. 24209 Jersey Central Cement Car
- No. 24313 Gulf 3-dome Tank Car
- No. 24206 C. B. & Q. Coal Car
- No. 24416 Northwestern Reefer
- No. 24116 Southern Gondola
- No. 25036 De Luxe Action Caboose
- No. 26708 Diesel Electronic Horn Control
- No. 26752 Electric Remote Control Uncoupler
- 12 sections 26720 Curved Track
- 4 sections 26700 Straight Track
- 16 No. 26693 Track Locks
- No. 26690 Track Terminal
- Illustrated Train Manual

NO. 20355
\$59.50
COMPLETE

Accurate, 3/16" Scale Models of Real Railroad Rolling Stock....



LOCOMOTIVE
\$42.50
IF PURCHASED
SEPARATELY



No. 21908 LOCOMOTIVE

Big two unit dual purpose Locomotive that can handle yard chores or haul freight and passenger trains at top speed. Has extraordinary Diesel "Roar" that duplicates running big-motor sounds, Pull-Mor Power and worm-drive motor. Built-in Electronic Horn blows by remote control. May be purchased separately, if desired. 21 3/4" long.

NO. 20360
\$69.50
COMPLETE



AMERICAN FLYER

Mighty New York Central "Pacemaker"

with Built-In Electronic Whistle • PULL-MOR Power • Worm-Drive Motor

No. 20360 AMERICAN FLYER FREIGHT SET

New York Central 4-6-4 "Hudson" steam locomotives made railroad history thundering along at the head end of freight hauls like this, carrying goods from the heart of industrial America. This 3/16-of-an-inch scale model train is an exact replica in miniature, complete to the tiniest detail. The mighty steam locomotive puffs real Smoke, has built-in Choo-Choo sounds and Electronic Whistle and is Pull-Mor Power equipped. Six scale model cars include a new bay window caboose and action lumber car. Track measures 180". Train is 68".

100-WATT TRANSFORMER

It's the American Flyer No. 22030 and it's included with the Pacemaker Freight. Has built-in circuit breaker and both fixed and variable voltage.




TRACKSIDE ACTION! It's all work and no play for Moe and Joe when they unload lumber from this unique action car that works by electric remote control. Each time button is pressed, the two lumbermen toss a length of board from the stack. Car is included with "Pacemaker" freight.

The Pacemaker Freight includes:

- No. 21059 Hudson Locomotive, with Smoke, Choo-Choo, Whistle, Pull-Mor
- No. 24109 C. & O. Pipe Car
- No. 24009 GAEX Box Car
- No. 25016 Lumber Unloading Car
- No. 24206 C. B. & Q. Coal Car
- No. 24306 Koppers Chemical Car
- No. 24619 De Luxe Caboose, Illuminated
- No. 26739 Electronic Whistle Control
- No. 26752 Remote Control Electric Uncoupler
- 12 sections 26720 Curved Track
- 6 sections 26700 Straight Track
- 18 No. 26693 Track Locks
- No. 26690 Track Terminal
- No. 22030 100-watt Transformer
- Illustrated Train Manual

REAL PUFFING SMOKE!

LIFELIKE CHOO-CHOO SOUNDS!



NEW, MODERN RAILROAD CABOOSE!


The brand new No. 24619 De Luxe Caboose has bay windows, latest type cupola, full interior lighting. It's part of the Pacemaker Freight.



LOCOMOTIVE
\$44.00
IF PURCHASED
SEPARATELY

No. 21059 LOCOMOTIVE

Unquestionably one of the finest steam locomotive models ever manufactured anywhere in the world, regardless of price. Massive, die-cast boiler and cab loaded with detail. Puffs Smoke, has Choo-Choo, built-in Electronic Whistle, Pull-Mor. 19" long. May be purchased separately, if desired.



AMERICAN FLYER

Mighty Union Pacific "Challenger"

- ✓ Real Puffing Smoke
- ✓ Choo-Choo Sounds
- ✓ New Electronic Whistle
- ✓ 8-Wheel Drive Locomotive

No. 20365 AMERICAN FLYER FREIGHT SET

The mightiest steam freight of them all, this giant Union Pacific R.R. "Northern" class 4-8-4 Locomotive with 8 scale model cars. Hefty die-cast locomotive and tender (21½" long!) puffs real smoke, has Choo-Choo sounds right in the boiler,

a built-in Electronic Whistle and Pull-Mor Power for long car hauls, steep grade climbs. It's authentically scaled throughout and has elaborate detail. Rolling stock includes two brand new cars: colorful Stock Car, with yellow finish and exciting De Luxe Action Caboose. Track measures 180". Train is 85" long.

Transformer of 100 watt capacity, or greater, should be used to operate train.

Train includes these Colorful and Authentic Cars...

State of Maine Box Car



NEW Union Pacific Stock Car



3-dome Gulf Tank Car



NEW De Luxe Action Caboose



The Challenger Freight includes:

**NO. 20365
\$69.50
COMPLETE**


No. 21069 Locomotive, with
Smoke, Choo-Choo,
Electronic Whistle,
Pull-Mor
No. 24209 Jersey Central Cement
Car
No. 24113 Container Gondola
Car
No. 24029 State of Maine Box
Car

No. 24213 Wabash Hopper Car
No. 24076 New Union Pacific
Stock Car
No. 24313 Gulf 3-dome
Tank Car
No. 24409 Northern Pacific
Reefer
No. 25036 New De Luxe Action
Caboose

No. 26739 Electronic Whistle
Control
No. 26752 Remote Control
Electric Uncoupler
12 sections 26720 Curved Track
6 sections 26700 Straight Track
13 No. 26693 Track Locks
No. 26690 Track Terminal
Illustrated Train Manual



**LOCOMOTIVE
\$47.00
IF PURCHASED
SEPARATELY**



BUSY BRAKEMAN! Every time the train stops, brakeman on rear platform leans out to check cars ahead. When train starts, he resumes post. Automatic action!



No. 21069 LOCOMOTIVE

This giant 16-wheel mammoth of the rails may be bought separately, if you like. Patterned after real-life Union Pacific 4-8-4 "Northern" locomotive, it puffs Smoke, has Choo-Choo sounds, built-in Electronic Whistle and Pull-Mor Power. 21½" long.



AMERICAN FLYER

Vista Dome North Coast Limited

No. 20370 AMERICAN FLYER PASSENGER SET

Flashing speed, enormous pulling power and almost unbelievable climbing ability make this handsome Northern Pacific R.R. "Vista Dome North Coast Limited" streamliner one of the finest in the American Flyer Diesel fleet. Two worm-drive motors plus Pull-Mor Power provide speed and climb no other train can match. With new "Diesel Roar" all motor sounds ranging from idling to full throttle and climbing are duplicated in uncanny degree. Electronic Horn sounds by remote control. Streamlined cars have full illumination. Track measures 200". Train is 79" long.

100-WATT TRANSFORMER INCLUDED!

American Flyer No. 22030 transformer is packed with Vista Dome North Coast Limited streamliner. Has built-in thermostatic circuit-breaker and both fixed and variable voltage.



Vista Dome North Coast Limited includes:

- No. 21916 Two Unit (A-A) Locomotive with 2 motors, built-in Electronic Horn, Pull-Mor Power and Diesel Roar
- No. 24706 Baggage & Club Car, Illuminated
- No. 24703 Coach, Illuminated
- No. 24709 Vista Dome Car, Illuminated
- No. 24713 Observation Car, Illuminated
- No. 26708 Electronic Diesel Horn Control
- No. 26752 Electric Remote Control Uncoupler
- No. 22030 100-watt Transformer
- 12 sections 26720 Curved Track
- 8 sections 26700 Straight Track
- 20 No. 26693 Track Locks
- No. 26690 Track Terminal
- Illustrated Train Manual


All Cars Accurately Scaled from Northern Pacific R.R. Blueprints!



NO. 20370
\$79.50
COMPLETE



- ✓ TWO Powerful Worm-Drive Motors!
- ✓ Built-in Electronic Horn
- ✓ True-to-Life Diesel Roar
- ✓ Pull-Mor Power
- ✓ Remote Control Starting, Stopping, Reversing, Uncoupling



LOCOMOTIVE
\$45.00
IF PURCHASED
SEPARATELY

No. 21916 LOCOMOTIVE

This big two unit Diesel Locomotive that measures 24" may be bought separately, if desired. Has accurate Northern Pacific colors and markings plus Electronic Horn, Pull-Mor Power, Diesel "Roar" and TWO worm-drive motors.

AMERICAN FLYER

The Northern Pacific Highballer Freight

with built-in ELECTRONIC HORN • DIESEL "ROAR" • TWO WORM-DRIVE MOTORS

NO. 20375
\$79.50
COMPLETE



Colorful Scale Model Rolling Stock for a Magnificent Train!



Remote Control Log Unloading Car—
operates by remote control.



New
De Luxe Bay Window Caboose



New Haven Railroad Colorful Orange
Box Car



Famous Missouri Pacific R.R. Box Car

No. 20375 AMERICAN FLYER FREIGHT SET

Just like the big "growlers" that roll the high iron for the freight division of the Northern Pacific, this mighty two unit Alco Diesel locomotive has double worm-drive motors, Electronic Horn that sounds off by remote control and Pull-Mor Power that provides amazing climbing and hauling ability. And with its built-in Diesel "Roar" all the full range of motor sounds from idle to full throttle are duplicated exactly! Cars feature remote control Log Car that unloads at touch of button, plus brand new bay window Caboose. Track measures 200". Train is 77" long.

The Highballer Freight includes:

No. 21916 Northern Pacific Twin Unit
(A-A) Locomotive with Two
Motors, Diesel "Roar",
Pull-Mor Power and
Electronic Horn
No. 24033 Missouri Pacific Box Car
No. 24519 Depressed Center Car
No. 25003 Remote Control Log
Unloading Car
No. 24109 C. & O. Pipe Car


No. 24036 New Haven Box Car
No. 24619 New De Luxe Caboose
No. 26708 Electronic Horn Control
No. 26752 Remote Control Electric
Uncoupler
No. 22030 100-watt Transformer
12 sections 26720 Curved Track
8 sections 26700 Straight Track
20 No. 26693 Track Locks
No. 26690 Track Terminal
Illustrated Train Manual

100-WATT TRANSFORMER INCLUDED! Has built-in circuit breaker, variable and fixed voltage.



No. 21916 LOCOMOTIVE

Buy this separately and add it to your roundhouse fleet! Two unit Northern Pacific locomotive has twin worm-drive motors, Diesel "Roar", Pull-Mor Power and built-in Electronic Horn that blows by remote control. Measures 24" long.



**LOCOMOTIVE
\$45.00
IF PURCHASED
SEPARATELY**



AMERICAN FLYER

The Santa Fe Chief Freight

2 POWERFUL MOTORS • BUILT-IN ELECTRONIC HORN • DIESEL ROAR • PULL-MOR POWER • ACTION CARS

***Here's Railroad Excitement
at its Highest Peak!***

No. 20380 AMERICAN FLYER FREIGHT SET

What a train this is — eight colorful scale model freight cars, including two with automatic and remote control action, pulled by a three-unit Santa Fe Diesel locomotive that has two powerful worm-drive motors! It's almost a complete model railroad, with its 200" of two-rail "T" track. The authentic blue-and-yellow locomotive has a built-in Electronic Horn that blows by remote control, plus Pull-Mor Power (this giant loco can haul even 40 or more cars!) and amazing Diesel "Roar" that duplicates running motor sounds. Track measures 200". Train is 105½" long.

**Transformer of 100 watt capacity, or greater,
should be used to operate train.**

NEW ACTION CABOOSE!

Brand new design, with automatic action. Brakeman leans out to look over cars ahead every time train stops, returns to center of platform when locomotive starts up. Caboose has latest bay window construction.



REMOTE CONTROL DUMP CAR!

At the pressure of a remote control button the body tilts up and out spills the coal! It's part of the Santa Fe Freight.



**NO. 20380
\$84.50
COMPLETE**

Santa Fe Chief Freight includes:

No. 21910 Santa Fe A-B-A Three
Unit Locomotive,
with 2 Motors,
Electronic Horn, Diesel
Roar, Pull-Mor Power
No. 24536 Piggy-Back Car
No. 24026 Central of Georgia
Box Car

No. 24516 New Haven Lumber Car
No. 24029 State of Maine Box Car
No. 25007 Remote Control Coal
Dump Car
No. 24113 Container Gondola
No. 24413 American Reefer Car
No. 25036 New De Luxe Action
Caboose

No. 26708 Electronic Horn Control
No. 26752 Electric Remote Control
Uncoupler
12 sections 26720 Curved Track
8 sections 26700 Straight Track
20 No. 26693 Track Locks
No. 26690 Track Terminal
Illustrated Train Manual



COLORFUL CARS REFLECT MODERN RAILROAD DESIGN



Piggy-Back Car



State of Maine Box Car



Central of Georgia Box Car




American Reefer Car



No. 21910 LOCOMOTIVE

Big, powerful, fast! Blueprint-correct Santa Fe colors and markings plus two worm-drive Motors, built-in Electronic Horn and Diesel "Roar", with Pull-Mor Power for super climb and pull. 36 3/4" long. May be purchased separately.

**LOCOMOTIVE
\$55.00
IF PURCHASED
SEPARATELY**



AMERICAN FLYER

De Luxe Santa Fe "Super Chief"

TWO
POWERFUL
WORM-DRIVE
MOTORS

BUILT-IN
ELECTRONIC
HORN

INTERIOR
LIGHTING
IN ALL CARS

AUTHENTIC
DETAILS and
COLORS

No. 20083 AMERICAN FLYER PASSENGER SET

The finest Diesel passenger train ever made, featuring a powerful three-unit Santa Fe Super Chief locomotive that has TWO worm-drive motors plus exclusive American Flyer Pull-Mor Power. No other train of any make in the world can come close to matching this beauty for speed, pull and climb! Its Electronic Horn blows by remote control and the Diesel "Roar" that duplicates big-motor Diesel idling and running sounds provides unbelievable realism. Five streamlined scale model cars comprise the rolling stock, each one with full interior illumination. Track measures 200". Train is 104½" long.

Transformer of 100 watt capacity, or greater, should be used to operate train.

JUST LIKE HOME IN A VISTA DOME!
Your passengers ride in luxurious comfort and see all the sights in the Santa Fe's modern Vista Dome streamlined cars.



8½ Feet of Magnificent Streamlined Diesel Train!

**NO. 20083
\$84.50
COMPLETE**



✓ REMOTE CONTROL

Starting, Stopping,
Reversing, Uncoupling

✓ PULL-MOR POWER

Haul 40 or more cars, climb grades
no other train can attempt!

✓ DIESEL ROAR

Duplicates all the idling and running
sounds of a real diesel motor!

**LOCOMOTIVE
\$55.00
IF PURCHASED
SEPARATELY**



Santa Fe Chief includes:

No. 21902 Santa Fe 3-unit
(A-B-A) Locomotive
with two Motors,
Diesel Roar,
Electronic Horn,
Pull-Mor Power
No. 24773 Baggage & Club
Car, Illuminated
2 No. 24813 Illuminated Vista
Dome Cars
No. 24793 Illuminated Coach

No. 24833 Illuminated
Observation Car
No. 26708 Electronic Horn
Control
No. 26752 Remote Control
Electric Uncoupler
12 sections 26720 Curved Track
8 sections 26700 Straight Track
20 No. 26693 Track Locks
No. 26690 Track Terminal
Illustrated Train Book

No. 21902 LOCOMOTIVE

You can couple on almost as many cars as you want behind this giant Diesel workhorse that contains two worm-drive motors and is equipped with Pull-Mor Power. In tests she's hauled as many as 60 freight cars at high speed! With the built-in Electronic Horn and extraordinary Diesel "Roar" it's the greatest Diesel locomotive ever manufactured, by any standards. Measures 36¾" long. May be bought separately.

A transformer is the heart of your train system. Make sure it's the best — American Flyer, with built-in thermostatic circuit breakers.

No. 22020 TRANSFORMER, WITH CIRCUIT BREAKER
RATING: 50 WATTS, 115 VOLTS, 60 CYCLES, A. C.

Has three binding posts for easy wiring of accessories. Provides variable voltage for train operation, fixed voltage for accessories. Circuit breaker is built-in and protects against shorts and overloads.

No. 22030 TRANSFORMER, WITH CIRCUIT BREAKER
RATING: 100 WATTS, 115 VOLTS, 60 CYCLES, A. C.

Has automatic thermostatic circuit breaker, variable and fixed voltage, 3 binding posts to simplify wiring.

No. 22040 TRAIN POWER CONTROLLER, WITH CIRCUIT BREAKER
RATING: 110 WATTS, 115 VOLTS, 60 CYCLES, A. C.

New features provide full directional control: when train stops, it will re-start without going into reverse first. Circuit breaker guards against burn-outs. Green light indicates power-on; red light means short circuit. Has Dead Man's Control; train halts when throttle released.

No. 22050 TRAIN POWER CONTROLLER, WITH CIRCUIT BREAKER
RATING: 175 WATTS, 115 VOLTS, 60 CYCLES, A. C.

Gives full directional control of train: when train stops it can be started up again in same direction without going into reverse first. Has exclusive Dead Man's Control: when throttle is released train automatically comes to a halt. Thermostatic circuit breaker guards against shorts and overloads. Red light shows short circuit; green light indicates power-on.

No. 22060 DUAL TRAIN POWER CONTROLLER, WITH DOUBLE CIRCUIT BREAKERS
RATING: 175 WATTS, 115 VOLTS, 60 CYCLES, A. C.

Two circuit breakers protect transformer from overloading and short circuits. Full directional control: train won't go into reverse first when re-starting. Dead Man's Control: train halts when throttle released. Lights show power-on, shorts. Can run two trains at same time at different speeds on separate track loops.

No. 22080 DUAL TRAIN POWER CONTROLLER, WITH DOUBLE CIRCUIT BREAKERS
RATING: 300 WATTS, 115 VOLTS, 60 CYCLES, A. C.

Finest train power controller made! Can run two trains at different speeds on separate track loops, or four trains (two running at the same speed) on four layouts! Full directional control: when train stops, will re-start again in same direction. Panel meters show voltage; lights indicate shorts or power-on. Dead Man's Control: train stops when throttle released! Two circuit breakers guard against shorts and burnouts.

HOW TO SELECT THE RIGHT TRANSFORMER

Choosing the transformer is one of the model railroader's most important decisions. Is it too small? Too large? How can I tell what to buy?

If your American Flyer train set already includes a transformer (and most of them do) you have no problems. At least, not for the time being. But as your railroad layout grows, your transformer output must grow, too.

A 50-watt transformer is fine for a small or medium train, a pair of switches and a couple of small accessories. But when you add on more cars, more switches and more accessories 50 watts will no longer be sufficient. You now need a 110 or 175 watt transformer. If you have created a big, two-track system you'll want a 300-watt controller. In short, it all depends on what you have and what you plan for the future.

To estimate the size transformer you'll require, use this rough rule-of-thumb:

THIS EQUIPMENT

Train with small locomotive

Train with large locomotive

Automatic accessories (crossing gates, semaphore, etc.)

Operating accessories (Log loader, coal loader, etc.)

Each lamp

REQUIRES THIS (approx)

25 watts

30-40 watts

10-20 watts

20-40 watts

3 watts

Make a list of all the items used and add the total watts. However, if some of the elements are used only momentarily they do not need to be included since they do not draw constant power.

A final point: do not plan to draw more than three quarters of the rated power, since transformers actually consume some of their own wattage. For example, if your layout requirements add up to 100 watts you should get at least 175-watt transformer.

22020
\$8.95

22030
\$11.95

22040 \$19.95

22050
\$23.50

22060
\$29.95

22080
\$39.95

Photograph of 22060 and 22080 transformer, showing giant size terminals and easy-to-manage wiring.

AMERICAN FLYER TRACK EQUIPMENT



No. 26751 PIKE PLANNING KIT

Lay out simple or complicated American Flyer track systems in a few minutes, where formerly it took hours! Scaled 1" per foot. Model R.R. Handbook tells how to build and landscape layout.

No. 26749 BUMPER

Prevents train from running off a dead end siding or terminal. Snaps on track. Has warning light and recoil spring. Includes 10" track section.

No. 26748 AUTOMATIC RE-RAILER

Greatest boon to model railroaders in years. Now you can rail your car instantly because Re-Railer automatically places wheels on track. If car becomes de-railed while running, dragging truck wheels automatically are put back on track as it passes through Re-Railer, 10" long.

AMERICAN FLYER RUBBER ROADBED

Provides that last touch of realism: slips on American Flyer track to make it resemble ballasted right-of-way. Also deadens sound of running trains. Molded in black rubber.

No. 26747 Curved Section . . . 10"

No. 26746 Straight Section . . . 10"

No. 26745 RAILROAD CROSSING

Every layout needs at least one! Allows two main lines to intersect, 10" long.

No. 26744 MANUAL SWITCHES

Switch your trains from one main line to another, or from main line to siding. Control lever works by hand. 10" long.

No. 26742 REMOTE CONTROL SWITCHES

Positive action electric switches with red and green position lights. Two remote control switch levers.

No. 26752 REMOTE CONTROL UNCOUPLER

Newly-designed. Uncouples American Flyer cars by remote control. Includes track section and control unit.

No. 26700 STRAIGHT TRACK

Two-rail "T" track. Heavy gauge steel, 10".

No. 26710 HALF SECTION STRAIGHT TRACK

(Not illustrated.) Same construction, but 5" long. 30¢

No. 26720 CURVED TRACK

Two-rail "T" track, 10" and fully insulated. Heavy gauge.

No. 26730 HALF SECTION CURVED

Same as above, except 5" long. 30¢ (Not illustrated.)

No. 26690 TRACK TERMINAL

Makes ideal connection for power leads running from transformer to track. Clamps to track section.

No. 26520 KNUCKLE COUPLER KIT

Converts American Flyer link coupler cars to knuckle coupler type. Kit contains one pair.

No. 26521 KNUCKLE COUPLER KIT

(Not illustrated.) Same type of kit as No. 26520, except has 12 couplers. \$2.95

No. 23026 SERVICE KIT

Keep your trains in good running condition! Kit contains track cleaner, motor oil, gear-and-stud grease, cleaning brush, sanding sticks, commutator stick, tube cleaners, complete instructions.

No. 23027 TRACK CLEANING FLUID

Scientifically removes dirt, oil, grease. Provides better locomotive traction, inhibits rust. Non-toxic, non-corrosive, long-lasting.

ALL ITEMS BELOW NOT ILLUSTRATED

No. 26691 12 Steel track pins. 15¢

No. 26692 4 Fiber track pins. 15¢

No. 26718 LEFT HAND SWITCH

Remote control switch constructed like No. 26742. For layouts where only left hand switch needed. \$9.95


No. 26719 RIGHT HAND SWITCH

Right remote control switch, for layouts where pair is not needed. \$9.95

No. 26670 TRACK TRIP Makes switches automatically non-derailing. Use for throwing switches, blowing whistles, operating signals. \$1.75

No. 26693 TRACK LOCKS Keeps track sections together. Package of 14. 35¢

NEW SAWMILL WITH 4-WAY ACTION!



23796

No. 23796 REMOTE CONTROL SAWMILL

Most exciting railroad accessory in years — and brand new! By remote control giant-size log is carried on sawmill track car through big ripping blade, where board lumber is "sawed". Lumberjack in overhead car goes into action at touch of remote control button and carries newly-cut board to top of ramp, where it drops into waiting lumber or gondola car. A great new piece of equipment for your train layout! Car shown on track in foreground is not included. Dimensions: 11" long, 7" wide, 7" high. \$10.95

WHAT HAPPENS TO THE CURIOUS COW?



23791

No. 23791 COW-ON-TRACK

The answer is: nothing. Because when Bossy the Bovine wanders from her trackside pasture to the middle of the mainline (a remote control button does it), the oncoming train grinds to a halt. And there it stays until Bossy ambles off again (this, too, is done by remote control) allowing the train to proceed. Lots of fun and very unusual. \$4.95

AMERICAN FLYER

23598



23599

No. 23598 TALKING STATION RECORD

For replacement of record in any American Flyer Talking Station — #799 or new #23786. Realistic railroad sounds: Diesel horns, steam whistles, bells, piston sounds, etc. 4 3/4" diameter. 75¢

No. 23599 TALKING STATION RECORD

For replacement in Talking Station or to provide new sounds. One side features trainman giving train make-up instructions, whistles, bells, etc. Other side is conversation between freight conductor and control tower about hotbox trouble. 4 3/4" diameter. 75¢

NEW TALKING STATION

No. 23786 AUTOMATIC TALKING STATION NEW!

New design and better than ever before! When remote control button is pressed, Station automatically stops train in front. While train waits, railroad sounds issue from station interior: hissing steam, whistles, trainmaster's voice, etc. Then train resumes trip, automatically. Completely electrical — no batteries. 10" long, 7 1/4" wide, 4 3/4" high. \$19.95

New York, Philadelphia, Chicago and all points West!

Who-o-o
Who-o-o

Hiss-s-s-s

American Flyer through train!

All Aboard!

Chug-Chug




23786



23788

No. 23788 SUBURBAN STATION

Resembles stations usually seen at suburban commuter and freight stops. Has ticket-seller's office and freight storage section. Train arrival-and-departure board on outside. Gray base, green roof, white clapboard exterior. 10" long, 7" wide, 4 3/4" high. \$4.95



23771

No. 23771 OPERATING STOCKYARD AND CAR

Unusual, interesting and colorful! Turn the remote control switch and watch the cattle mill about their respective corrals. Then open one of the exit gates and cattle file up ramp and into waiting car. Steers unload themselves from car back into corral again. Number of variations possible. Continuous and automatic action! Car is $7\frac{7}{8}$ " long. Stockyard 11" long, $10\frac{1}{2}$ " wide, $2\frac{3}{8}$ " high. \$17.50

ACCESSORIES



23789

No. 23789 STATION & BAGGAGE SMASHER

Realistic action for your wayside stops! With current on, Billy the Baggage man trundles his load of freight back and forth across the station platform, lending motion to the scene. Station fully detailed and realistically finished. White clapboard siding, multi-paned windows and simulated planked base authentically reproduced. Finished in gray, white and green, with red chimney. A real "must" for your model railroad layout. Measures 10" long, $7\frac{1}{4}$ " wide, $4\frac{3}{4}$ " high. \$9.95



23779

No. 23779 OIL DRUM LOADER

One of the most outstanding action train accessories ever created! Remote control switch starts Louie the Loader on his day's work: over to the barrel ramp to pick up an oil drum, then back to the car, to dump it in. Continual action. Car not included. An ideal accessory for your terminal, yards or other busy spot on your model pike. Measures: $8\frac{3}{4}$ " by $8\frac{1}{2}$ " by $5\frac{1}{2}$ " high. \$14.95



23785

No. 23785 OPERATING COAL LOADER


Fill up your coal cars the way the big railroads do! Fully remote control operation. Clam shell scoop carries load of coal from pile in foreground to tippie and deposits it in hopper. At touch of button, coal is released and cascades into car, while scoop goes back to pile for another load. Stands 14" high. Base 5" square. Cars shown not included. \$19.95



23787

No. 23787 REMOTE CONTROL LOG LOADER

Push button action! At touch of button, lumberman in car picks up giant log and carries it on hooks to top of ramp, where it releases automatically and drops into waiting car. Lumberman quickly returns for another load. Any car can be used, but accessory works best with No. 25003 car shown, since logs can be automatically emptied back into Log Loader trough to resume cycle. Accessory measures $9\frac{7}{8}$ " long, $6\frac{1}{4}$ " wide, $8\frac{1}{2}$ " high. Car not included. \$16.95



No. 26748 AUTOMATIC CAR RE-RAILER

One of the great train inventions of all time! Permits cars to be railed instantly—no need to line up wheel flanges on rails. Also re-rails running cars which become de-railed. No fuss, no bother—even a 2-year-old can put cars on the track this easy way. 10" long. \$1.95



No. 23596 OPERATING WATER TANK \$6.95

Realistic railroad accessory and a "must" if your layout includes steam locomotives. Press remote control button and spout lowers over loco tender; release, and it snaps back to vertical position. Aircraft warning light on top. 11" high, 6" diameter.

No. 23590 CONTROL TOWER

Scale model of authentic signal towers seen in busy train yards. Interior lighting, open-and-shut doors. Simulated clapboard siding. 6½" high, base 2½" square. \$3.95



26781
\$7.95

No. 26781 RAILROAD TRESTLE

Model railroading is twice the fun when your trains can climb trestle grades and travel along elevated track stretches, as illustration (and front cover) shows. Ideal for having one train cross over another or for spanning ravines, gorges, etc. Trestles molded to resemble girder construction. American Flyer track section ties recess into trestle slots, are held by clips. Rises to 4½" at highest point. Set consists of 24 trestles, 26 track locks.

No. 26783 HI-TRESTLES not illustrated

Twelve trestles, each 4½" high, for adding to and extending highest elevated part of No. 26781 Trestles. Includes 12 track locks. \$4.95



23561



23568

No. 23561 BILLBOARD HORN

By remote control you can sound deep-throated Diesel horn blasts. Ideal for using with locos without built-in horn. 4" x 7½" x 4". \$7.95

No. 23568 WHISTLING BILLBOARD


Whistle mechanism, concealed in billboard housing, blows by remote control, sounds just like steam whistles in real-life "smokers". 4" x 7½" x 4". \$7.95

No. 23586 WAYSIDE STATION

Typical suburban station. Heavy steel base, die-cast supporting girders. Fully illuminated. Includes red-cap and baggageman. 12" long, 3¾" wide, 5" high. \$4.95

NO. 23759 BELL DANGER SIGNAL

When train approaches, bell sets up warning clang and lights flash. Sound and lights go off after train has passed. Track trips included. 5" long, 2⅞" wide, 5" high. \$5.95




23586



23759

AMERICAN FLYER



23600

No. 23600 CROSSING GATE WITH BELL \$9.95

Automatic sound and action! When train approaches, gate lowers and red light goes on, while warning bell sets up continuous clangor. After last car passes, gate rises, red light winks off and bell stops. 8 $\frac{3}{8}$ " long, 2 $\frac{3}{8}$ " wide.

No. 23758 SAM THE SEMAPHORE MAN \$9.95

Tireless Sam is all ready to guard against rail accidents on your pike. Press remote control button and Sam dashes out of his shack, halting oncoming train. Press another button and he hustles back into house, while train continues. All-metal. 7 $\frac{1}{4}$ " high.



23758

No. 23760 AUTOMATIC HIGHWAY FLASHER

As train nears, red lights flash on and off, cease only after last car has passed. Die-cast base and lamp housing. 4 $\frac{7}{8}$ " high, base 2 $\frac{1}{8}$ " square. \$3.95



23760



23761

No. 23761 AUTOMATIC SEMAPHORE

Works like real railroad semaphores! When train nears blade rises and light turns green. After train passes, blade drops and bull's eye glows red, automatically causing "dead block" and halting following trains. 7 $\frac{3}{8}$ " high. \$9.95

ACCESSORIES

No. 23750 TRESTLE BRIDGE

Heavy, rolled-steel bridge for spanning rivers, gorges, ravines. Accommodates single line track. Bridge Tender's house illuminated. 17 $\frac{3}{4}$ " long, 8 $\frac{1}{4}$ " high, 4 $\frac{1}{4}$ " wide. \$5.95



23750

No. 23571 TRUSS BRIDGE

Low cost but highly realistic R.R. bridge with heavy steel base and molded sides. 10" long, 4 $\frac{3}{4}$ " wide. \$1.50



23571

No. 23581 GIRDER BRIDGE \$2.75

Heavy die-cast bridge patterned after real railroad types. Slips under any American Flyer track section. Especially effective used in multiple. 10" x 1 $\frac{3}{4}$ " x 4 $\frac{5}{8}$ ".



23581



23772



23774



23769

No. 23772 WATER TOWER

Continuous action! Bubbles rising through transparent pipe provide illusion of water being pumped into elevated tank. 12 $\frac{3}{4}$ " high; base 5" x 6". \$4.95

No. 23774 FLOODLIGHT TOWER

Light up R.R. night yard scenes! Four floodlights, mounted in double tier, cast bright glow. 11 $\frac{1}{2}$ " high; base 5" x 6". \$5.50

No. 23769 REVOLVING AIRCRAFT BEACON

Beacon revolves automatically, slowly swinging alternate red-and-green rays. Steel superstructure, molded base. 12" high, 5" x 6" base. \$4.95



23249

No. 23249 TUNNEL

No model railroad is complete without at least one of these realistic tunnels, brightly finished in natural colors. 11½" long. \$3.95

No. 23021 IMITATION GRASS

A necessity for landscaping your railroad. Scatter loose over layout or sprinkle atop tacky green paint. About half lb. 75¢



23021

No. 23022 SCENERY GRAVEL

Designed to create country roads, drive-ways, city parks, bridle paths or to use as R.R. ballast. 40¢



23023

23022

No. 23023 IMITATION COAL

Clean, dustless imitation anthracite. Load up your hopper and gondola cars; get extra supply for coal loaders. 50¢

AMERICAN FLYER ACCESSORIES

23778



No. 23778 STREET LAMP SET

Make striking night scenes! Perfect for roads, parkways, boulevards, etc. Set of 3, each 5½" high. \$3.00

No. 23024 RAINBOW WIRE

For wiring accessories, etc., on your R.R. Different colors make it easy to trace wires to source. 4 wires, each 25 ft. \$2.95



23024

No. 23025 SMOKE CARTRIDGES

Produces thick, clean white smoke in seconds. For all smoke-puffing locomotives shown in this catalog. Box of 12. Harmless if swallowed accidentally. \$1.00



23025

AMERICAN FLYER LAMPS

Complete assortment of all lamps: No. 27460. Lamps used as follows: No. 27440, all locomotives. Nos. 27441 and 27443: switches. No. 442: 23774 tower. No. 27444: stations and cars. No. 27452: 23758 semaphore. No. 27453: 26742 switches. No. 27455: 26749 bumper. 23760 flasher. No. 27458: 22040, 22050, 22060, 22080 transformers. No. 27461: 23769 beacon.

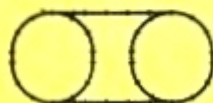
INDIVIDUAL LAMPS

No.	Descrip.	
27440	clear lamp	.75
27441	red	.90
27443	green	.90
27444	clear	.75
27452	clear	.85
27453	clear	.85
27455	red	.90
27458	clear	1.00
27461	clear	.85

SUGGESTED TRACK LAYOUTS



Locomotive just misses the caboose in this interesting layout! Made with 27 curved track, 18 straight, 4 half sections straight, 2 half curved, pair switches, crossover. For 5' x 9' table.



For 4' x 8' table. Requires 6 straight track, 20 curved, 6 half straight, 2 pair switches.



Space 52' x 108". Track: 21 curved, 18 straight, 4 half straight, 2 half curved, 1 pair switches, 1 crossover.



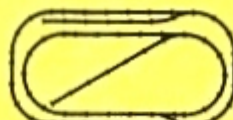
For 4' x 8' table. Requires 16 straight track, 14 curved, 2 half straight, 1 pair switches.



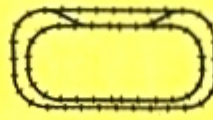
For 4' x 7' table. Requires 7 straight track, 22 curved, 1 pair switches, 4 half straight.



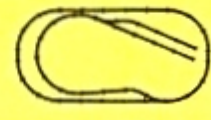
Space 70' x 140". Track: 20 curved, 30 straight, 4 half straight, 2 pair switches.



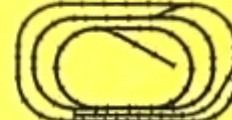
For 5' x 9' table. Requires 27 straight track, 17 curved, 2 half straight, 2 pair switches.



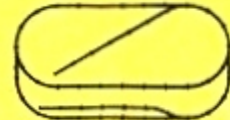
Space 60' x 120". Track: 24 curved, 32 straight, 2 half straight, 2 pair switches.



For 4' x 8' table. Requires 18 straight track, 21 curved, 2 half straight, 1 pair switches.



For 5' x 9' table. Requires 26 straight track, 36 curved, 6 half straight, 3 pair switches.




For 5' x 9' table. Requires 31 straight track, 25 curved, 6 half straight, 2 pair switches.



25013

No. 25016 LUMBER UNLOADING CAR \$8.95

Press remote control button and watch Moe and Joe pitch a length of lumber off the pile. Fascinating action! 8 3/4" long.



25016

No. 25039 ACTION OBSERVATION

\$10.95

Fully automatic. When train stops, brakeman leans out to check cars ahead, returns to post when train starts. Car 12".



25039

No. 25019 MILK CAR AND PLATFORM \$10.95

At each touch of remote control button, milkman deposits cans on platform. Cans load into left hand door, are carried by conveyor to milkman. Complete with car, cans, platform. Car 7 1/2" long.



25019

AMERICAN FLYER

AUTOMATIC ACTION CARS



25007

No. 25007 OPERATING DUMP CAR

\$8.95

Dump coal by remote control! Body tilts, sides lower, contents slide out. Die-cast chassis. Includes car, bin, coal. 6 3/4" long.



25033

No. 25033 UNLOADING CAR \$7.95

At touch of button, platform swings around, tilts up and truck rolls off. Steel construction. Car 7 3/4".



25005

No. 25005 MAIL PICK-UP CAR

\$8.95

Ingenious pick-up and delivery at high speed! On the run, this car takes one sack aboard while tossing out another. Works at any speed. Includes car, stanchion, mail bags. Car 10 3/4".

No. 25003 LOG UNLOADING CAR

\$7.95

Ideal for your layout "big timber" areas! By remote control, bottom tilts up, sides lower and logs tumble out. Die-cast chassis. 6 3/4" long.



25003



25031

No. 25031 ACTION CABOOSE

\$7.95

Railroading fun! When train stops, brakeman leans out to see what's going on up ahead, then returns to platform post when train resumes trip. Car illuminated. 6".

New



No. 24076 CATTLE CAR \$5.95
Finished in authentic Union Pacific yellow-and-silver. Sliding doors. 7 $\frac{13}{16}$ " long.



No. 24516 NEW HAVEN LUMBER CAR \$5.95
Carries load of lumber on heavy chassis. Black finish. 8 $\frac{3}{4}$ " long.



No. 24536 PIGGY-BACK CAR \$7.95
Latest thing in real railroading and made to accurate scale for your American Flyer freight division. Two realistic trailers' aboard rugged chassis. Car is 8 $\frac{3}{4}$ " long.



No. 24023 B&O RAILROAD BOX CAR \$5.95
Striking blue-and-orange Baltimore & Ohio box car with accurate B&O lettering and insignia. Fully detailed. 7 $\frac{13}{16}$ " long.



No. 24026 CENTRAL OF GEORGIA BOX CAR \$5.95
A handsome addition to any freight division is this black-and-silver box car with sliding doors and roomy interior. 7 $\frac{13}{16}$ " long.



No. 24029 STATE OF MAINE BOX CAR \$5.95
One of most colorful cars made! Has sliding doors for easy car loading. 7 $\frac{13}{16}$ " long.



No. 24033 MISSOURI PACIFIC BOX CAR \$5.95
Blue, yellow and light gray Missouri Pacific R.R. colors make highly interesting addition to any freight drag. Doors slide open. 7 $\frac{13}{16}$ " long.

AMERICAN FLYER



No. 24036 NEW HAVEN BOX CAR \$5.95
Even seasoned railroadmen take a second look when they see this orange beauty with black and white lettering. Doors slide open. 7 $\frac{13}{16}$ " long.



No. 24413 AMERICAN REEFER \$5.95
Use several of these in a freight haul and see how bright and colorful it makes your train! Minute detailing, sliding doors. 7 $\frac{13}{16}$ " long.



No. 24416 NORTHWESTERN REEFER \$5.95
One of the key cars in a freight drag is the reefer and this one, in green and yellow, is a real beauty. 7 $\frac{13}{16}$ " long.

FREIGHT CARS



No. 24109 PIPE CAR \$5.50
Six aluminum finish molded pipes carried aboard C. & O. Railroad gondola. 8" long.



No. 24306 CHEMICAL CAR \$5.95
Beautifully detailed and carrying authentic Koppers emblem and lettering. Railroad-black finish. 7 1/8" long.



No. 24006 GREAT NORTHERN BOX CAR \$4.95
Accurate scale model, minutely detailed, with Great Northern Railway emblem. 7 1/8" long.



No. 24113 CONTAINER GONDOLA CAR \$5.95
Real railroads ship huge containers of chemicals and other liquids in big containers like this, loaded aboard gondola cars. 8" long.



No. 24116 SOUTHERN R.R. GONDOLA \$4.95
One of the most useful in any freight haul. Roomy loading area. 8" long.



No. 24206 BURLINGTON HOPPER \$5.95
One of finest freights ever made and loaded with detail. Carries realistic load of coal. 6 1/2" long.



No. 24009 GAEX BOX CAR \$4.95
No model railroad hobbyist will want to be without at least one of these dark green cars with yellow lettering. Elaborate detail. 7 1/8" long.



No. 24209 CEMENT CAR \$5.95
Roof loading hatches, rivet heads, ladders and other details all faithfully reproduced. Jersey Central R.R. markings. Gray finish. 6 3/8" long.



No. 24309 GULF TANK CAR \$5.50
One of the most popular of all freight cars. Aluminum finish. GULF emblem. 7 3/8" long.



No. 24313 3-DOME TANK CAR \$5.95
New 3-dome tanker, like kind on big railroads. Has scale GULF decal. 7 3/8" long.

AMERICAN FLYER FREIGHT CARS



No. 24609 ILLUMINATED CABOOSE \$5.95

This scale model "shanty" is all set to take its place at the tail end of your freight haul. Interior lighting. 6" long.



No. 24519 DEPRESSED CENTER FLAT CAR \$5.95

Massive die-cast chassis carries reel of simulated steel cable, lashed to car deck. 10½" long.



No. 24016 M.K.T. BOX CAR \$4.95

Cars like this are a familiar sight along routes of the "Katy" Railroad. Has sliding doors. 7½" long.




No. 24213 WABASH R.R. HOPPER \$4.95

Realistic jet black finish with Wabash lettering in striking white. Minute detail. 6¾" long.



No. 24123 FRISCO GONDOLA \$4.95

Complete detail like that on the prototype St. Louis-San Francisco R.R. gondola. Roomy loading space. 8" long.



No. 24523 OPERATING WRECKING CRANE \$7.95

Hook raises and lowers manually; another wheel lifts and drops the boom. Heavyweight construction throughout. A real beauty. 13½" long.



No. 24529 POWER FLOODLIGHT CAR \$7.95

Giant floodlight swivels in circle and tilts up or down. Massive die-cast construction. 10½" long.



No. 24409 REFRIGERATOR CAR \$4.95

Handsome reefer with Northern Pacific orange colors and black lettering. Sliding doors. 7½" long.



No. 24526 WORK & BOOM CAR \$6.95

Ideal companion car when used with Operating Wrecking Crane. Also suitable for tail end of work train. 8¾" long.



No. 24533 TRACK CLEANING CAR \$6.95

Two leading wipers, saturated with American Flyer track fluid, clean rails as car runs; trailing wipers dry track. 10½" long.

Save Money
ON
AMERICAN FLYER
CAR ASSORTMENTS
SEE PRICE LIST

AMERICAN FLYER PASSENGER CARS



No. 24776 BAGGAGE & CLUB CAR **\$8.95**

A real beauty — has aluminum finish body and heavy metal chassis. Modern, up-to-date styling. Full interior illumination. 12¼" long.



No. 24816 VISTA DOME PULLMAN **\$9.95**

Body has aluminum finish, corrugated sides and top. Heavy chassis; die-cast trucks. Illuminated. 12½" long.



No. 24796 STREAMLINED COACH **\$8.95**

Satin finish body, on heavy chassis, resembles stainless steel deluxe coaches. Sides and top corrugated. Die-cast trucks, beautifully detailed. Interior lighting. 12¼" long.



No. 24723 BAGGAGE CAR **\$5.95**

Roof detail includes ventilators; chassis rides on double sintered iron trucks. 10¾" long.



No. 24733 ILLUMINATED PULLMAN **\$8.95**

A real masterpiece of scale modeling! Fully lighted inside. Double die cast trucks. 12" long.



No. 24739 BAGGAGE & CLUB CAR **\$8.95**

Has 6-wheel heavyweight die-cast trucks and elaborate body detail. Silhouetted passengers. 12" long.

No. 24836 STREAMLINED OBSERVATION **\$9.95**

Boat-tail end gracefully rounded; rear end red warning light. Fully lighted inside. Die cast trucks. 12¼" long.

New

AMERICAN FLYER CARS

Launch This Space Rocket by Remote Control!




No. 25045 ROCKET LAUNCHER CAR

Push button rocket launching! By remote control, this giant rocket blasts off into space, soars up and up into the "stratosphere" and then glides back to earth! Provides endless fun; simple to operate. Car has heavy chassis. Rocket brightly finished. \$10.95

Rocket in position,
ready to launch!



It's off!
With a whoosh
it zooms into space!



NEW MOBILGAS TANK CAR!



No. 24316 MOBILGAS TANK CAR

A sight familiar to any railroader is this highly-detailed tanker, finished in railroad red and carrying the famous MOBILGAS lettering. Chassis is heavyweight design; trucks sintered iron. 7 3/4" long. \$5.95

BRAND NEW ACTION CABOOSE!



No. 25036 NEW ACTION ILLUMINATED CABOOSE
Newly-designed illuminated caboose with bay windows on both sides and latest type cupola. Trainman on rear platform leans out to check cars ahead each time train halts. When locomotive resumes trip, figure returns to his post. Action fully automatic. 7" long. \$8.95

No. 24619 ILLUMINATED CABOOSE

Same as above except without action trainman. \$6.95

NEW ACTION BOX CAR!



No. 25042 ACTION BOX CAR
At touch of button, this busy trainman tosses out barrel, while another is fed to him by conveyor. Lots of action and plenty of fun, all by remote control! Red finish; aluminum barrels. Car is 7-13/16" long. \$9.95

NEW BOSTON & MAINE BOX CAR



No. 24043 B. & M. BOX CAR
One of the newest cars in the freight car world and finished in the eye-catching blue, white and black Boston & Maine colors. Has sliding doors and roomy loading interior. 7-13/16" long. \$5.95

THE A. C. GILBERT COMPANY • New Haven 6, Connecticut

SHOW ROOMS and EXPORT DIVISION: Gilbert Hall of Science Building,
Fifth Avenue at 25th Street, New York 10, N. Y.

OTHER GILBERT HALLS OF SCIENCE: CHICAGO, 512 South Michigan Ave. (Congress Hotel)
MIAMI, 50 Southeast Third Ave.

Because of conditions beyond our control, we reserve the right to change prices, compositions, material and finishes, without notice.
Form D2006 Printed 1957