

# GILBERT® "HO" TRAINS and ACCESSORIES

Made in the U.S.A.

• Puffing Smoke • Choo-Choo Sounds • Locomotive Whistle




## No. 30405 INDUSTRIAL SWITCHER FREIGHT

Every rail fan has seen plenty of these mighty mite powerhouse Diesels around dock areas and factories, tirelessly hauling a deck of freights. This HO miniature has everything the real McCoy has except size and it heads up a Morrell reefer, B & O hopper, Rio Grande cookie car and B & O shanty. NMRA couplers throughout.



## No. 30410 B & O DIESEL FREIGHT

The back-to-back Baltimore & Ohio "A" units that power this 4-car freight drag have plenty of what it takes for any assignment on your pike, including a fast passenger run. In addition to the A-A growler units, this freight has a CB & Q coal car, Gulf tanker, Silver Meteor box with sliding doors and a B & O caboose. NMRA couplers on all rolling stock.



## No. 30415 SOUTHERN PACIFIC DIESEL PASSENGER

You'll lose your heart forever to this husky hauler when you see it belt along the high iron at express speeds, carrying three of the slickest streamliners ever made. This "varnish" string is new from front to rear: new S.P. growler, new baggage and club car, 2 new coaches. NMRA couplers throughout.



## No. 30420 PENNSYLVANIA SWITCHER FREIGHT With Smoke and Choo-Choo Sounds

Just watch the way this 0-6-0 beauty handles herself at the head end of this 4-car drag, Smoke puffing and steady choo-choo-choos coming from her boiler, and you'll understand why she's been acclaimed one of the finest yard goats in HO. This high-stepping outfit includes a B & O box with sliding doors, brand new Container Gondola, Northwestern reefer and Pennsylvania shanty. NMRA couplers throughout.



## No. 30425 C & O ALCO DIESEL FREIGHT

You'll never find another loco with more brute pulling power than this bear-for-work Alco 12-wheel ball-and-socket-drive DL-600 diesel. All 12 wheels pull the load on this new Chesapeake & Ohio beauty, which powers a Monon Cement car, New Haven box, Koppers Chemical, B & M Box and new illuminated C & O shanty. Both box cars have sliding doors. NMRA couplers throughout.

## No. 30430 HUDSON FREIGHT

### With Smoke and Choo-Choo Sounds


If you could scale down a real-life N. Y. Central Hudson "smoker" to HO size, it would come out looking like this Gilbert loco, with its puffing Smoke, Choo-Choo sound effects and load of tiny detail. Here it hauls 5 cars, all with NMRA couplers: Green Bay reefer, new New Haven lumber car, Mabilgas tank car, N & W gondola and N. Y. Central illuminated caboose.



ALL CURVED TRACK WITH SETS IS 18" RADIUS

# GILBERT® "HO" TRAINS and ACCESSORIES

Made in the U.S.A.



**No. 30435 NORTHERN PACIFIC DIESEL PASSENGER**  
Three big GM Diesel locomotives — 2 A's and a B — haul four of the smartest looking cars on any HO pike: illuminated Northern Pacific dreamliners with silhouetted passengers in the windows. Entire train is a scaled down model of the famous Northern Pacific "Main Street of the Northwest" luxury number. NMRA couplers throughout.




**No. 30440 N. Y. CENTRAL HUDSON FREIGHT WITH SMOKE, CHOO-CHOO SOUNDS AND STEAM WHISTLE**

This rugged coal-burning freight is in a class all by itself; 5 colorful and authentic cars, including a brand new Piggy Back, plus a minutely-detailed loco that puffs real smoke, sounds off with Choo-Choos and blows a built-in steam whistle by remote control. Shanty on tail end is illuminated; all rolling stock and loco have NMRA couplers.



**NEW!** No. 31013 INDUSTRIAL SWITCHER — Don't let the size of this tiny hustler fool you — she's got more rugged power and get-up-and-go than locos twice her size. Couplers front and rear for pushing or pulling on sidings, off sidings — or a straight run down the alley. 3 1/4" long.



**NEW!** No. 31014 SOUTHERN PACIFIC POWERED DIESEL "A" — Equally at home heading up a freight drag or passenger haul. 7" long.




**NEW!** No. 33507 CONTAINER GONDOLA — You can't have a hep pike without one of these newest of the new, a D. H. & W. Container Gondola that carries five giant chemical containers. 5 7/8" long.



**NEW!** No. 33508 PIPE CAR — Carry your pipes in style aboard this car that's built for the job. C & O car complete as shown, including a load of pipes. 5 7/8" long.



**NEW!** No. 33509 PIGGY BACK CAR — If the HO'ers go for this number the way the big roads have, you'll see plenty of these piggy backs with trailer. This one sports the famous RISS name, one of the biggest in trucking. 7 3/4" long.



**NEW!** No. 33527 LUMBER CAR — Even if you're not an HO purist, carrying big timber aboard a gondola or ordinary flat is just not done. Get the right car for the right job, we say. This one is right for lumber. New Haven R.R. markings. 7 3/4" long.


# GILBERT® "HO" TRAINS and ACCESSORIES

Made in the U.S.A.



**NEW** No. 31007 B&O DIESEL (POWERED)

This rugged growler holds the rails as though it were born to them and she's got power for those l-o-n-g hauls. Has headlight, 7" long. 6 per carton. 6 lbs.



**NEW** No. 31010 NORTHERN PACIFIC DIESEL (POWERED)

Husky GM diesel in colorful Northern Pacific finish. 7" long. 6 per carton. 6 lbs.

**NEW** No. 31009 B&O DIESEL (NON-POWERED)

Same as above, except without motor. Couples on behind your powered "A" unit for added train realism. 7" long (not illustrated). 6 per carton. 2 lbs.


**NEW** No. 31012 NORTHERN PACIFIC DIESEL (NON-POWERED)

Same as above, except without motor. 7" long. 6 per carton. 2 lbs.




**NEW** No. 31008 B&O DIESEL "B" UNIT

One of these between a powered "A" unit and a non-powered "A" makes the sweetest looking triple unit drag anywhere. 7" long. 6 per carton. 2 lbs.



**NEW** No. 31011 NORTHERN PACIFIC "B" UNIT

Use behind a powered "A" or between two "A's", one with and one without power, to create multi-unit locomotives. 7" long. 6 per carton. 2 lbs.




**No. 31003 ALCO DIESEL**

Colorful, detail-loaded all-purpose Diesel locomotive with ball-and-socket drive; all 12 wheels pull the load! Has illuminated headlight, 8-7/16" long. 6 per carton. 13 lbs.

**No. 31004 PENNSYLVANIA SWITCHER**

Sweetest coal-burning "yard goat" anywhere, bar none. Loaded with elaborate detail. Puffs real Smoke, has Choo-Choo sounds and power for long hauls. 9" long. 6 per carton. 13 lbs.




**No. 31006 HUDSON LOCOMOTIVE**

Puffs real Smoke, has Choo-Choo sounds geared to drivers and blows built-in steam Whistle! All this plus most authentic detail possible. 14" long. 3 per carton. 10 lbs.

**No. 31005 HUDSON LOCOMOTIVE (Not illustrated)**

Same as No. 31006 except without Whistle. 6 per carton. 19 lbs.



# GILBERT "HO" TRAINS and ACCESSORIES


Made in the U.S.A.

Elaborate Detail • N.M.R.A. Couplers • Real Spring Freight Trucks




**NEW** No. 33541 COACH

Minutely detailed and with authentic Northern Pacific finish. Illuminated. NMRA couplers, die-cast trucks. 6 per carton, 3 lbs.




**NEW** No. 33540 BAGGAGE & CLUB CAR

Long, sleek, detailed. Has interior lighting, NMRA couplers and die-cast trucks. 6 per carton, 3 lbs.



**NEW** No. 33542 VISTA DOME

A real beauty and a car you'll want for your passenger division. Northern Pacific markings; interior lighting, die-cast trucks, NMRA couplers. 6 per carton, 3 lbs.




**NEW** No. 33543 OBSERVATION

Coolest car on HO rails is this dreamliner observation, with Northern Pacific finish and lettering. Illuminated inside. Has NMRA couplers, die-cast trucks, equalized wheel action. 6 per carton, 3 lbs.




**NEW** No. 33524 REFRIGERATOR CAR

With reefers making up as many as half of some hauls, you'll need plenty of variety on your road. This Morrell number is a real whiz. 5 1/2" long. 6 per carton, 2 lbs.



**NEW** No. 33523 BOX CAR

A car especially for bakery goods is the latest wrinkle on the Rio Grande — and this HO job is a perfect scale copy. Doors slide open. 5 1/2" long. 6 per carton, 2 lbs.




**NEW** No. 33522 BOX CAR

Even seasoned railroadmen take a second look when this Boston & Maine beauty rolls by. Doors slide open. 5 1/2" long. 6 per carton, 2 lbs.




**NEW** No. 33511 TANK CAR

Brand new tanker with 3 domes and famous GULF emblem. Loaded with detail. 5" long. 6 per carton, 1 lb.



**NEW** No. 33526 REFRIGERATOR CAR

Spot a couple of these jazzy jobs in your drags and see how they give your freights new zip. Highly detailed; accurate 9/64" scale. 5 1/2" long. 6 per carton, 2 lbs.



**NEW** No. 33512 BOX CAR

Old trustworthy — all dressed up in the striking New Haven R.R. colors that are the talk of the railroad world. Sliding doors. 5 1/2" long. 6 per carton, 2 lbs.



**NEW** No. 33517 TANK CAR

Bright, colorful, authentic. That's the word for this Mobilgas tanker that deserves a home on any HO pike. 5" long. 6 per carton, 1 lb.



**NEW** No. 33518 CHEMICAL CAR

In this chemical age we live in, a Koppers car like this is a "must". Authentic from top to toe. 5" long. 6 per carton, 1 lb.

# GILBERT "HO" TRAINS and ACCESSORIES

Made in the U.S.A.



## No. 33525 HOPPER

Big Baltimore & Ohio lettering plus minute detail make this car a perfect scale model of the McCoy. You'll want several. 4 1/4" long. 6 per carton. 1 lb.



## No. 33501 HOPPER CAR

The backbone of your freight fleet is the dependable hopper, and here's one that carries a load of anthracite. Fully detailed. 4 1/4" long. 6 per carton. 1 lb.



## No. 33500 TANK CAR

No freight drag is complete without an "old reliable" tanker . . . and this one is a beauty. 5" long. 6 per carton. 1 lb.



## No. 33502 CATTLE CAR

If you listen hard you can almost hear the steers bawling! Doors slide open. Katy markings. 5 1/2". 6 per carton. 1 lb.




## No. 33505 GONDOLA CAR

Has large loading capacity for pipes, machinery or anything else too big for a box car. 5 3/4" long. 6 per carton. 1 lb.



## No. 33510 CEMENT CAR

Complete with 8 simulated roof loading hatches, catwalk, rivets and other detail. 4 1/4" long. 6 per carton. 2 lbs.



## No. 33513 BOX CAR

The drab freight train of yesteryear is fast disappearing . . . and this B. & O. job proves it. Doors slide open and shut. 5 3/4" long. 6 per carton. 2 lbs.




## No. 33514 BOX CAR

This Seaboard "Silver Meteor" really gets around, as freight hauls throughout the country will testify. Has sliding doors. 5 3/4" long. 6 per carton. 2 lbs.




## No. 33516 ILLUMINATED CABOOSE

A shanty to ride the tail ends of your freights in handsome style. Interior lighting. 4-3/16" long. 6 per carton. 2 lbs.




## No. 33520 REFRIGERATOR CAR

Just as useful as it is handsome is this yellow-and-green reefer, seen from coast-to-coast. 5 3/4" long. 6 per carton. 2 lbs.



## No. 33521 REFRIGERATOR CAR

Get your perishables to market fast — and fresh — in this colorful Northern Pacific R.R. reefer with elaborate detail. 5 3/4" long. 6 per carton. 2 lbs.



## No. 33504 REFRIGERATOR CAR

A reefer to add color and realism to your HO layout. Fully detailed. 5 3/4" long. 6 per carton. 2 lbs.




## No. 33503 DEPRESSED CENTER

When you have a heavyweight load to carry (like the transformer here) this is the car for the job. 5" long. 6 per carton. 2 lbs.

# GILBERT® "HO" TRAINS and ACCESSORIES

Made in the U.S.A.



35702



35710



23025



35711



34632



32655



32652



32654

**NEW No. 35702 CROSSING GATE** — An HO layout without a crossing gate is almost as incomplete as a train without a locomotive. This grade crossing gate is a real zinger; when train approaches, remote control button lowers gate. After last car passes, release button and gate rises. Ideal HO accessory.

**NEW No. 35705 GIRDER BRIDGE** — Basic equipment for every HO railroad, used either singly or in multiple. Includes track section. Black, with molded detail. 7" long.

**No. 35710 BLOCK SIGNAL**

When red light goes on (by manual control) train halts; on green, train starts up. 2½" high. Includes control. 6 per carton, 2 lbs.

**NEW No. 32655 POWER PACK**

Reduces standard 110-120 volts A.C. to 18 volts A.C. (for accessories) and 12 volts D.C. (for trains). 1½ amps. output; self-setting thermal circuit breaker. 7" long, 5¾" wide, 2¾" high.

## GILBERT "HO" LAMPS

**No. 36790:** 14 volt clear, for locos.  
**No. 36791:** 16 volt red, for signals.  
**No. 36792:** 16 volt green, for signals.  
All lamps packed 12 per carton. Weight, ½ lb.

**No. 35711 FLASHER SIGNAL**

Red lights flash as train goes by, cease only after last car passes. 2¼" high. 6 per carton, 2 lbs.

**No. 23025 SMOKE CARTRIDGES**

For all smoke-puffing Gilbert HO locomotives. Pkg. of doz. 36 per carton. 5 lbs.

**No. 32652 POWER PACK**

Reduces 110-120 volts to 15 volts A.C. for accessories; converts low voltage A.C. to 12 volts D.C. for trains. 2½ amp output at 12 volts D.C. or 15 volts A.C. Line switch, forward-and-reverse switch, re-set circuit breaker. 7" long, 6" wide, 2¾" high. 3 per carton. 20 lbs.

**No. 32654 RECTIFIER**

Changes A.C. current from transformer to low voltage D.C. for train operation. 3 amp. output. Re-set type circuit breaker, 3¾" high, 4¾" wide, 6¾" long. 6 per carton. 6 lbs.

**No. 34632 AUTOMATIC RE-RAILER**

Greatest HO device ever! Push car through Re-Railer and wheels automatically go on track. Includes track section, 36 per carton. 4 lbs.



34606



34618



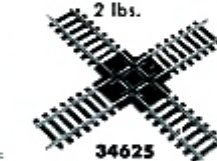
34612



34610



34607



34625



34621



34620



34626



34602



34601

**No. 34621 LEFT REMOTE CONTROL SWITCH**

Where left hand turn-out is desired.

**No. 34622 RIGHT HAND MANUAL SWITCH (not ill.)** — For right hand turn-outs. Manual lever throws frog.

**No. 34623 LEFT HAND MANUAL SWITCH (not ill.)** — Same as above except left hand turn-out.

**No. 34625 CROSSING**

Permits interesting and realistic track systems. Each leg 6" long.

**No. 34626 BUMPER TRACK**

For dead-end sidings. 4" long.

**No. 34629 AUTOMATIC UNCOUPLER TRACK**

Uncouples cars by remote control. Foolproof operation. 9" long.

**No. 34631 SIGNAL OPERATING TRACK**

Makes such accessories as signals fully automatic. Has built-in trip. 9" long.



34600



34605



34631



34629

**No. 34600 STRAIGHT TRACK.** Full length, 9".

**No. 34601 STRAIGHT TRACK.** ½ length, 3".

**No. 34602 STRAIGHT TRACK.** ¾ length, 6".

**No. 34605 STRAIGHT TERMINAL TRACK**  
Insulated terminal, with posts, to simplify wiring from Power Pack to track. 9" long.

**No. 34607 CURVED TERMINAL TRACK**

## GILBERT "HO" RUBBER ROADBED

Improves roadbed appearance, deadens train rumble, prevents slipping. Curved section designed to accommodate either 18" or 15" radius track. Comes in 9" sections only; other sizes can be trimmed.

**No. 34606 STRAIGHT RUBBER ROADBED.** 9" long.

**No. 34618 CURVED RUBBER ROADBED.** 9", 18" radius.

**No. 34610 CURVED TRACK.** 15" radius, 9" long.

**No. 34611 CURVED TRACK.** 15" radius, 4½" long. (Not illustrated)

**No. 34612 CURVED TRACK.** 18" radius, 9".

**No. 34613 CURVED TRACK.** 18" radius, 4½". (Not illustrated)

**No. 34620 RIGHT REMOTE CONTROL SWITCH**

For right hand turn-outs.