

GILBERT® AMERICAN FLYER Trains and Accessories




No. 20305 FLYING FREIGHTER

Ideal starter set, packed with value. Baldwin Diesel locomotive has exclusive Pull-Mor Power and worm-drive motor. Three cars, 40-watt transformer, uncoupler and 12 curved track included. Train 33" long. 4 per carton. 37 lbs.



No. 20310 NEW CRUSADER FREIGHT

Does just about everything a real train will do! Worm-drive locomotive puffs Smoke, has Choo-Choo sounds, Pull-Mor Power. Cars include new Rio Grande. Set also has 40-watt transformer, 14 track sections, uncoupler. Train is 47". 4 per carton, 41 lbs.




No. 20315 KEYSTONE ROCKET FREIGHT

Exciting action, fun! Rocket fires by remote control into "outer space!" Locomotive puffs Smoke, has Choo-Choo sounds, Pull-Mor Power. 40-watt Transformer, uncoupler and 16 track sections included. Train 36 1/2" long. 4 per carton. 41 lbs.



No. 20320 MOUNTAINEER FREIGHT

Replica of the real "steamers" that haul long freights. 4-6-2 locomotive puffs Smoke, has grade-climbing Pull-Mor and built-in Choo-Choo sounds. Caboose features automatic trainman! 50-watt transformer, uncoupler and 14 track sections included. Train 50" long. 4 per carton. 49 lbs.



No. 20325 UNION PACIFIC DIESEL

Colorful yellow-and-gray GP-7 Diesel is loaded with power. Has famous Pull-Mor for long hauls or grades. Cars include Walking Brakeman action box car and 4 others. 50-watt transformer, uncoupler and 14 track sections. Train 51" long. 3 per carton. 31 lbs.



No. 20330 METEOR FREIGHT

Big 12-wheel locomotive has Smoke, Choo-Choo sounds and remarkable Pull-Mor Power. Remote control Billboard Whistle duplicates real train signals. Set includes 4 cars, 50-watt transformer, 16 track sections, uncoupler. Train is 48" long. 3 per carton. 43 lbs.

**LOCOMOTIVES SHOWN ABOVE
CAN ALSO BE BOUGHT SEPARATELY**

GILBERT[®] AMERICAN FLYER Trains and Accessories



No. 20335 YARD KING FREIGHT

One of finest locos ever made is this classy 0-8-0 steam switcher with Smoke, Choo-Choo sounds, front and rear lights and Pull-Mor Power. Set includes Floodlight car and heavy duty Crane, 14 track sections. Train 54" long. 3 per carton. Weight 46 lbs.




No. 20340 NEW CLIPPER STREAMLINER

Striking orange-black-white New Haven Diesel heads up three streamliners, all illuminated. Locomotive has Pull-Mor Power; Billboard Horn for sounding train signals included. 50-watt transformer, 16 track sections, uncoupler. Train 52 3/4" long. 3 per carton. Weight 37 lbs.



No. 20345 MAINLINE ELECTRIC

Brand new and colorful New Haven R.R. freight, with 6 cars, including new blue B & M and red Mobilgas. Orange-and-black loco has Pull-Mor Power. Pantographs raise, lower. 50-watt transformer, uncoupler, 16 track included. Train 60 1/2". 3 per carton. Weight 40 lbs.



No. 20350 TRAIL BLAZER FREIGHT

Lots of railroad action in this set! Powerful 4-6-2 loco has Smoke, Choo-Choo, Pull-Mor Power. Set features new type Caboose, Milk Car with action, Billboard Whistle, 50-watt transformer, 16 track. Train 59 1/2". 2 per carton. Weight 27 lbs.



No. 20355 SUNSHINE SPECIAL

Almost 6 ft. of scale model train! Two-unit Texas & Pacific diesel loco, with Pull-Mor, plus 6 colorful freights including new Action Caboose with trainman. Loco has built-in Horn, amazing "Diesel Roar". 16 track, uncoupler. Train 69". 2 per carton. Weight 33 lbs.



No. 20360 PACEMAKER FREIGHT

Mighty 4-6-4 N. Y. Central "Hudson" type is thoroughbred among locos. Puffs Smoke, has Choo-Choo sounds, Pull-Mor Power, built-in steam whistle. 6 cars, featuring action lumber and new Caboose. 100-watt transformer, 18 track, uncoupler. 2 per carton. Weight 35 lbs.

**LOCOMOTIVES SHOWN ABOVE
CAN ALSO BE BOUGHT SEPARATELY**

GILBERT[®] AMERICAN FLYER Trains and Accessories



No. 20365 CHALLENGER FREIGHT

Largest steam freight of them all! Giant 21½" long steam loco puffs Smoke, has Choo-Choo sounds, built-in whistle, Pull-Mor Power. 8 freight cars included! New caboose features action trainman. 20 track, uncoupler. Set 85" long. 2 per carton. Weight 35 lbs.



No. 20370 VISTA DOME LIMITED

Flashing speed and enormous pulling power with this streamlined queen of the rails. Loco has 2 worm-drive motors plus Pull-Mor Power. Streamlined cars lighted inside. Loco has built-in Horn, "Diesel Roar." 20 track, uncoupler, 100-watt transformer. Train 79" long. 2 per carton. Weight 35 lbs.



No. 20375 HIGHBALLER FREIGHT

Power to spare with this big "growler!" Loco features electronic Horn, "Diesel Roar", 2 worm-drive motors. Rolling stock includes new bay window Caboose, action log car. 100-watt transformer, 20 track, uncoupler. Train 77" long. 2 per carton. Weight 38 lbs.



No. 20380 SANTA FE CHIEF

What a train — nearly 9 ft. long! Loco alone over 3 feet and striking blue-and-yellow colors! 8 cars: action coal car and new caboose with trainman. Loco has electronic Horn, "Diesel Roar", 2 motors, Pull-Mor Power. 20 track, uncoupler included. Set 105½" long. 2 per carton. Weight 45 lbs.



No. 20083 DE LUXE SUPER CHIEF

Greatest Diesel passenger outfit made! 3-unit loco with Santa Fe colors has 2 worm-drive motors, built-in Horn, "Diesel Roar", Pull-Mor Power. 5 cars, all illuminated. 20 track, uncoupler. Set 104½" long. 2 per carton. Weight 32 lbs.

GILBERT AMERICAN FLYER Trains and Accessories

Track Equipment



No. 26520 KNUCKLE COUPLER KIT
Convert old style couplers to knuckle type. Contains pair. 48 per carton. 3 lbs.

No. 26521 KNUCKLE COUPLER KIT (NOT ILLUS.)
Same as above except has 12 couplers. 24 per carton. 2 lbs.



No. 26690 TRACK TERMINAL
Connect wires to track securely. 48 per carton. 2 lbs.



No. 26695 REVERSE LOOP RELAY
Allows reverse track layouts. 6 per carton. 4 lbs.



No. 26700 STRAIGHT TRACK
2-rail "T" track, 10" long. 144 per carton. 18 lbs.




No. 26720 CURVED TRACK
10" long. 48 per carton. 6 lbs.

No. 23021 GRASS
Imitation, realistic. Approx. 1/5 lb. in bag. 50 per carton. 15 lbs.

No. 23022 GRAVEL
For roads, parks, etc. 25 per carton. 35 lbs.

No. 23023 COAL
Imitation anthracite for cars, coal loaders. 25 per carton. 19 lbs.

No. 23024 RAINBOW WIRE
Colors permit tracing wires on layout. 4 wires, each 25'. 12 per carton. 6 lbs.



No. 26742 REMOTE CONTROL SWITCHES
Positive electric action. Pair, 3 per carton. 10 lbs.



No. 26744 MANUAL SWITCHES
Control lever works by hand. 10" long. 6 per carton. 14 lbs. Pair only.



No. 26745 R.R. CROSSING
Intersect tracks. 10" long. 12 per carton. 9 lbs.



No. 26746 RUBBER ROADBED
Straight section, 10". 48 per carton. 9 lbs.



No. 26747 RUBBER ROADBED
Curved section, 10". 48 per carton. 8 lbs.



No. 26748 RE-RAILER
Puts on car wheels automatically. 10" long. 12 per carton. 4 lbs.



No. 26749 BUMPER
Snaps on track. Recoil spring, light. Includes 10" track. 6 per carton. 3 lbs.



No. 26751 PIKE PLANNER
Lay out track systems scientifically. 12 per carton. 4 lbs.

NOT ILLUSTRATED

No. 26670 TRACK TRIP
12 per carton. 1 lb.

No. 26691 TRACK PINS
12. 144 per carton. 1 lb.

No. 26692 FIBER PINS
4. 48 per carton. 2 lbs.

No. 26693 TRACK LOCKS
Pkg. of 14. 144 per carton. 2 lbs.



No. 26752 REMOTE CONTROL UNCOUPLER
Includes track. 6 per carton. 3 lbs.



No. 23026 SERVICE KIT
Contains cleaner, oil, grease, brush, etc. 12 per carton. 11 lbs.



No. 23027 TRACK CLEANING FLUID
Removes dirt, oil, grease, inhibits rust. 24 per carton. 21 lbs.

No. 26710 HALF SEC. STRAIGHT TRACK
48 per carton. 3 lbs.

No. 26718 LEFT SWITCH
Remote control. 6 per carton. 11 lbs.

No. 26719 RIGHT SWITCH
Remote control. 6 per carton. 11 lbs.

No. 26730 HALF SEC. CURVED TRACK
48 per carton. 3 lbs.



No. 23021



No. 23022

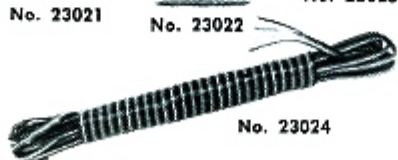


No. 23023



No. 23025

No. 23025 SMOKE CARTRIDGES
Produces locomotive smoke. Doz. Harmless. 36 per carton. 5 lbs.



No. 23024



LAMPS
27440, clear. 27441, red. 27443, green. 27444, clear. 27452, clear. 27453, clear. 27455, red. 27458, clear. 27461, clear. 27960, Asst. of 54 lamps.

GILBERT **AMERICAN FLYER** Trains and Accessories

"Safety-First" Transformers



No. 22040 POWER CONTROLLER
110 watts, 115 volts, 60 cycles A.C.
Circuit breaker built-in. Provides di-
rectional control. Green "on" light,
red "short" light. UL approved. 6
per carton. 33 lbs.



No. 22050 POWER CONTROLLER
175 watts, 115 volts, 60 cycles A.C.
Gives directional train control; has
"Dead Man's" control. Built-in cir-
cuit breaker. Red "short" light,
green "on" light. UL approved. 1 per
carton. 8 lbs.



**No. 22060 DUAL POWER
CONTROLLER**
175 watts, 115 volts, 60 cycles A.C.
Run two trains at same time! Has
two circuit breakers, provides di-
rectional control. Has green "on"
light, red "short" light. 1 per carton.
12 lbs.



**No. 22080 DUAL POWER
CONTROLLER**
300 watts, 115 volts, 60 cycles A.C.
Finest made! Runs up to 4 trains at
once—2 at different speeds! 2 cir-
cuit breakers, directional control,
volt meter, "on" and "short" lights.
1 per carton. 14 lbs.

No. 22020 TRANSFORMER

50 watts, 115 volts, 60 cycles A.C. Built-in circuit
breaker, UL approved. 6 per carton. 16 lbs.



No. 22030 TRANSFORMER

100 watts, 115 volts, 60 cycles A.C. Automatic thermo-
static circuit breaker built-in. UL approved. 6 per
carton.

Accessories




No. 23786 TALKING STATION

Stops train automatically, then plays R.R. sounds, after which
train resumes trip. 10" long, 7 1/4" wide, 4 3/4" high, 1 per carton.
4 lbs.



No. 23788 SUBURBAN STATION

Highly detailed. Green roof, gray platform, 10"
long, 7" wide, 4 3/4" high. 3 per carton. 6 lbs.



No. 23586 WAYSIDE STATION

Steel base, die-cast supports. Lighted. Figures
incl. 12" long. 6 per carton. 11 lbs.

No. 23598 RECORD

For replacement in Talking
Station. R.R. sounds. 4 3/4" dia.
6 per carton. 1 lb.



No. 23599 RECORD

For Talking Station. Conversa-
tion between conductor and
tower. 4 3/4" dia. 6 per carton.
1 lb.



No. 23561 BILLBOARD HORN

Sound Diesel blasts by remote control. 7 1/2" long.
12 per carton. 5 lbs.




No. 23568 WHISTLING BILLBOARD

Blow steam loco whistles at touch of button. 7 1/2"
long. 6 per carton. 16 lbs.


GILBERT AMERICAN FLYER Trains and Accessories

Action Accessories




No. 23787 LOG LOADER

Watch lumberman pick up big log, carry it to ramp top and unload it into car (not included), then return for another load. Fun! 9 $\frac{3}{4}$ " long, 6 $\frac{1}{4}$ " wide, 8 $\frac{1}{2}$ " high. 1 per carton. 5 lbs.



No. 23796 SAWMILL

By remote control log is "sawed" into lumber and loaded onto car (not included) by lumberman. 11" long, 7" wide, 7" high. 6 per carton. Weight 16 lbs.




No. 23785 COAL LOADER

Scoop carries coal from bin to tipple, from which it unloads into car. 14" high, base 5" square. Cars not included. 1 per carton. 5 lbs.


No. 23779 OIL DRUM LOADER

Outstanding! Louis the Loader picks up barrel at ramp, carries it on truck to car, unloads it. Continuous action. Car not included. 8 $\frac{3}{4}$ " by 8 $\frac{1}{2}$ " by 5 $\frac{1}{2}$ ". 1 per carton. 3 lbs.




No. 23789 STATION & BAGGAGE SMASHER

Baggageman trundles cart back and forth automatically. 10" long, 7 $\frac{1}{4}$ " wide, 4 $\frac{1}{4}$ " high. 3 per carton. 8 lbs.




No. 23791 COW-ON-TRACK

Press remote control button and Bossy wanders onto track, stopping train. Another button brings her back, while train continues. 6 per carton. 2 lbs.



No. 23771 STOCKYARD & CAR

Cattle mill about in corrals. Open gate and they march up ramp into car. Steers then unload selves from car to corrals again. Car 7 $\frac{7}{8}$ " long. Yard 11" long, 10 $\frac{1}{2}$ " wide, 2 $\frac{3}{8}$ " high. 3 per carton. 13 lbs.



No. 26780 R.R. TRESTLE

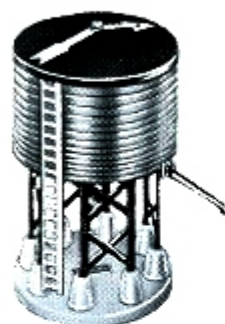
Rises to 4 $\frac{1}{2}$ ". 24 trestles, 26 track locks. 6 per carton. 14 lbs.

No. 26783 R.R. TRESTLE (NOT ILLU.)


12 trestles, each 4 $\frac{1}{2}$ " high. 4 per carton. 5 lbs.

GILBERT AMERICAN FLYER Trains and Accessories

Accessories



No. 23596 WATER TANK
Spout lowers by remote control. 11" high, 6" diam. 6 per carton. 16 lbs.



No. 23774 FLOODLIGHT TOWER
4 Floods cast realistic glow. 11 $\frac{1}{2}$ " high. 6 per carton. 6 lbs.



No. 23772 WATER TOWER
See water pumped into tank! 12 $\frac{3}{4}$ " high. 6 per carton. 6 lbs.



No. 23769 BEACON
Red, green lights revolve automatically. 12" high. 6 per carton. 8 lbs.



No. 23590 CONTROL TOWER
Interior lighted; doors open. 6 $\frac{1}{2}$ " high, base 2 $\frac{1}{2}$ " sq. 12 per carton. 5 lbs.



No. 23750 TRESTLE BRIDGE
Heavy, rolled steel. 17 $\frac{3}{4}$ " long, 8 $\frac{1}{4}$ " high. 2 per carton. 7 lbs.




No. 23571 TRUSS BRIDGE
Steel base, molded slides. 10" long. 12 per carton. 9 lbs.



No. 23759 BELL DANGER SIGNAL
Bell sounds when train nears, lights flash. 5" long. 12 per carton. 9 lbs.



No. 23760 HIGHWAY FLASHER
Train nears and lights flash. 5" high. 6 per carton. 4 lbs.



No. 23600 CROSSING GATE
Train approaches and gate lowers, light goes on, bell rings. 9" long. 6 per carton. 7 lbs.



No. 23581 GIRDER BRIDGE
Rugged die-cast bridge. 10" long. 4 per carton. 7 lbs.



No. 23761 SEMAPHORE
Blade rises, light turns green when train nears. When train goes by, light turns red, blade drops, following train halts. 7 $\frac{1}{2}$ " high. 6 per carton. 8 lbs.



No. 23758 SAM, SEMAPHORE MAN
Watch Sam dash out of shack and stop train! Metal. 7 $\frac{1}{4}$ " high. 6 per carton. 10 lbs.



No. 23249 TUNNEL
Natural colors. 11 $\frac{1}{2}$ " long. 6 per carton. 22 lbs.




No. 23778 LAMPS
3 to set, each 5 $\frac{1}{2}$ " high. 12 per carton. 5 lbs.

GILBERT[®] AMERICAN FLYER Trains and Accessories




No. 24116 GONDOLA
Roomy loading area. 8". 6 per carton. 6 lbs.



No. 24309 TANK CAR
Aluminum finish, GULF emblem. 7½". 6 per carton. 4 lbs.



No. 24516 LUMBER CAR
Heavy chassis, black finish. 8¾". 6 per carton. 4 lbs.



No. 24123 FRISCO GONDOLA
Fully detailed. 8" long. 6 per carton. 3 lbs.




No. 24313 TANK CAR
3 domes, aluminum finish. 7½". 6 per carton. 6 lbs.




No. 24519 FLAT CAR
Depressed center carries reel. 10½". 3 per carton. 4 lbs.



No. 24206 HOPPER
Has famous Burlington insignia. Detailed. 6½". 6 per carton. 4 lbs.




No. 24316 TANK CAR
New Mobilgas lettering, colors. 7¾". 6 per carton. 4 lbs.



No. 24523 CRANE
Hook raises and lowers, boom operates, cab swivels. 13½". 3 per carton. 6 lbs.



No. 24209 CEMENT CAR
Full and authentic detail. Gray. 6½". 6 per carton. 3 lbs.



No. 24409 REEFER
Orange sides; tuscan ends, roof. Doors slide open. 7¾". 6 per carton. 4 lbs.



No. 24526 WORK & BOOM
Old reliable of the work train. 8¾". 6 per carton. 6 lbs.



No. 24213 WABASH HOPPER
Jet black, white lettering. 6½". 6 per carton. 3 lbs.



No. 24413 AMERICAN REEFER
Silver roof, ends; yellow sides. Doors open. 8". 6 per carton. 4 lbs.



No. 24609 ILLUMINATED CABOOSE
Beautiful scale model "shanty". 6". 6 per carton. 4 lbs.



No. 24306 CHEMICAL CAR
Highly detailed. 7½". 6 per carton. 4 lbs.




No. 24416 NORTHWESTERN REEFER
A real dinger: green and yellow with black lettering. Doors open. 8". 6 per carton. 4 lbs.




No. 24619 CABOOSE
Same as 25036 but without action trainman. 6 per carton. 4 lbs.

GILBERT® AMERICAN FLYER Trains and Accessories

Action Cars




No. 25003 LOG UNLOADING CAR
Logs spill out at touch of button. 6¾". 3 per carton, 5 lbs.




No. 25016 LUMBER UNLOADING CAR
By remote control Moe and Joe unload car. 8¾". 3 per carton, 3 lbs.



No. 25036 ACTION CABOOSE
Brand new "shanty" — with action trainman who leans out when train stops. Illuminated. 7". 6 per carton, 5 lbs.



No. 25005 MAIL PICK-UP
Picks up and delivers on the fly! 10¾". 3 per carton, 5 lbs.



No. 25019 MILK CAR & PLATFORM
Milkman unloads cans by remote control. Car 8". 3 per carton, 6 lbs.




No. 25039 ACTION OBSERVATION
Automatic. Brakeman leans out when train halts. 12". 3 per carton, 5 lbs.



No. 25007 DUMP CAR
Body tilts, sides lower. 6¾". 3 per carton, 5 lbs.




No. 25031 ACTION CABOOSE
Trainman pokes out head when train stops, returns when it starts up. Car lighted. 6". 6 per carton, 3 lbs.



No. 25042 ACTION BOX CAR
Busy trainman tosses out barrels each time button is pressed. 7¾". 3 per carton, 6 lbs.



No. 25013 WALKING BRAKEMAN CAR
Smitty strides back and forth automatically. 77/8". 6 per carton, 6 lbs.



No. 25033 UNLOADING CAR
Platform swings around, tilts, truck rolls off. 7¾". 3 per carton, 4 lbs.

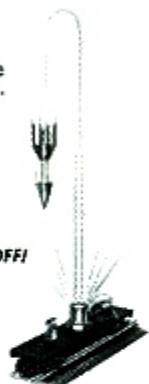


No. 25045 ROCKET LAUNCHER CAR
Rocket flies into space by remote control! 8¾". 3 per carton, 3 lbs.

ROCKET READY!



IT'S OFF!



No. 24529 FLOODLIGHT CAR
Light swivels and tilts. Car 10½". 3 per carton, 4 lbs.



No. 24533 TRACK CLEANING CAR
Leading wipers clean, trailing wipers dry. 10½". 3 per carton, 3 lbs.



No. 24536 PIGGY-BACK CAR
Latest thing in railroading. 8¾". 6 per carton, 4 lbs.

GILBERT® AMERICAN FLYER Trains and Accessories

Passenger Cars

No. 24723 BAGGAGE CAR

Like R.R. Express cars. Red finish. 10¾". 6 per carton. 5 lbs.



No. 24733 PULLMAN

Illuminated. Double die-cast trucks. Passengers in windows. 12" long. 3 per carton. 3 lbs.



No. 24739 BAGGAGE & CLUB

Illuminated. 6-wheel heavy die-cast trucks. Silhouetted passengers. 12". 3 per carton. 3 lbs.



No. 24776 BAGGAGE & CLUB

Aluminum finish, interior lighting. 12½". 3 per carton. 4 lbs.

No. 24796 COACH

Illuminated inside. Highly detailed. 12½". 3 per carton. 4 lbs.





No. 24816 VISTA DOME

Illuminated. Corrugated sides, top. 12½". 3 per carton. 4 lbs.

No. 24836 OBSERVATION

Boat-tail end, interior lighting, radio antenna. 12½". 3 per carton. 4 lbs.



Freight Cars




No. 24006 GREAT NORTHERN

Elaborate detailing. Doors open. 7¾". 6 per carton. 6 lbs.



No. 24026 BOX CAR

Black & silver Central of Ga. colors. Sliding doors. 8". 6 per carton. 4 lbs.



No. 24043 B & M BOX CAR

Bright new blue-and-black finish. Doors slide open. 7¾". 6 per carton. 4 lbs.




No. 24009 BOX CAR

Dark green with yellow lettering. Doors slide open. 7¾". 6 per carton. 4 lbs.



No. 24029 MAINE BOX CAR

Red, white, blue — colorful! Sliding doors. 8". 6 per carton. 4 lbs.



No. 24076 CATTLE CAR

Striking yellow and silver. Sliding doors 8". 6 per carton. 4 lbs.




No. 24016 BOX CAR

Yellow sides, familiar M.K.T. lettering. Doors open. 7¾". 6 per carton. 4 lbs.



No. 24033 BOX CAR

Blue, yellow, gray. Doors open. 8". 6 per carton. 4 lbs.



No. 24109 PIPE CAR

Molded pipes aboard C&O gondola. 8". 6 per carton. 4 lbs.



No. 24023 BOX CAR

Colorful B&O finish. Sliding doors. 8". 6 per carton. 4 lbs.



No. 24036 NEW HAVEN BOX CAR

Orange and black beauty! Doors slide open. 8". 6 per carton. 4 lbs.



No. 24113 CONTAINER CAR

Carries vats of "chemicals." 8". 6 per carton. 6 lbs.