

AMERICAN FLYER

Made by **GILBERT**



Another **AMERICAN FLYER** "First"...

AUTHENTIC

Diesel "ROAR"

SOUND EFFECTS

Now, for the first time in model railroad history, the full-throated "Roar" of the mighty Diesel locomotive is captured by American Flyer. From a standing start in the station to full throttle on the mainline all the variety of pulsating big-motor sounds are faithfully reproduced. It's just like being in the cab of a real Diesel when you hear American Flyer's DIESEL ROAR in thrilling action!



NOTE: Because of conditions beyond our control, The A. C. Gilbert Company reserves the right to change prices, compositions, material and finishes, without notice.



Powering up a steep grade.

Listen to the motor pitch grow higher, building up in volume, as the big Diesel freight or passenger bulls its way up the long grade. *What realism!*



Steady, pulsating idle.

Just as in a real station, your American Flyer Diesel motors throb and pound at "idle", waiting for the conductor's "high-ball" signal.



Revving-up for a smooth start.

As you advance the throttle, the idling motors build up to a crescendo and, slowly — realistically — your American Flyer Diesel starts to roll. True railroad action!

No Other Trains Offer These...

Exclusive AMERICAN FLYER FEATURES



AUTHENTIC, 2-RAIL "T" TRACK

American Flyer trains travel on the same kind of track as America's big trains — two-rail, flat top "T" track. Provides real "dig-in" traction for more pull and look-right realism.

A real Union Pacific R.R. 4-8-4 locomotive.



An American Flyer model.




MORE PULL WITH PULL-MOR

The feature that revolutionized model railroading! With Pull-Mor, locomotives can haul 40 or more cars with ease, can take steep grade climbs. For speed, climb and pulling capacity you can't beat **PULL-MOR!**




RED GLOWING SMOKE

Not just lazy wisps, but thick puffs for a just-like-real look. Dim the room lights and see the startling red "fire-box" glow of the smoke. *Here's steam locomotive realism at its best!*




CHOO-CHOO SOUND EFFECTS

American Flyer locomotives not only look right — they sound right, too. From the boiler come the steady choo-choo sounds of a real loco. Run the train fast or slow and the choo-choos vary accordingly. *Hear* this feature at your American Flyer dealer's.



WORM DRIVE MOTORS

No electric train locomotive is better than its motor and that's why American Flyer uses a worm-drive type in *ALL* locos, not in just the higher priced sets. With worm drive your loco has more power, positive starting and stopping, no downhill "runaways".



REAL R.R. SINTERED TRUCKS

American Flyer car trucks are better in looks and performance! After iron powder is fused by high heat and pressure in a special sintering process, the truck is impregnated with lifetime lubricating oil to provide smooth, roll-easy bearings for wheel axles.



RAILROAD KNUCKLE COUPLERS

Model railroad experts go for American Flyer knuckle couplers in a big way because they're positive in operation, can be uncoupled on a curved track or with the voltage off. For cars right, in every way, choose American Flyer!


AMERICAN FLYER FREIGHTS

Both with **PULL-MOR POWER**



**MORE PULL
WITH PULL-MOR!**

Haul 40 or more cars . . . take
steep mountain grades with
ease! Both locomotives have it.



 2-RAIL
"T"-TRACK



 2-RAIL
"T"-TRACK

No. 5500T AMERICAN FLYER 3-CAR FREIGHT
WITH PULL-MOR POWER AND TRANSFORMER

THE NEW CRUSADER FREIGHT — A lot of train, at a low, low price! Here's everything the junior railroader could want: rugged 4-4-2 "Atlantic" type locomotive and tender, with amazing PULL-MOR POWER that makes light work of long car hauls, plus three authentic freight cars. Entire train is made to exact 3/16 of-an-inch scale model design. Motor is high quality worm-drive type; 50-watt transformer has three binding posts to provide both variable voltage (for train) and fixed voltage (for accessories). Train is 3 ft. 2 in. long. Track is 120" long.

\$19⁹⁵

No. 5500T SET INCLUDES:

No. 307 Locomotive and Tender
No. 923 Refrigerator Car
No. 940 Hopper Car
No. 938 Caboose
No. 704 Uncoupler
No. 1½ 50-watt Transformer
12 sections No. 702 Curved Track
No. 690 Track Terminal
Illustrated Train Book



50-WATT TRANSFORMER is packed with both sets shown here. Has three binding posts which provide variable voltage for train and fixed voltage for accessories.



No. 5505T AMERICAN FLYER 3-CAR FREIGHT


PULL-MOR POWER AND TRANSFORMER WITH REAL, RED GLOWING SMOKE, CHOO-CHOO SOUNDS


THE NEW BLACK DIAMOND FREIGHT — Watch this beauty steam along the high iron, smoke billowing from the stack and the choo-choo sounds coming right from the boiler! All the thrills of real railroading are brought into your home with this 4-4-2 "Atlantic" locomotive that features Smoke, Choo-Choo sounds and PULL-MOR POWER for the grades. Note brand new Pipe Car. Set includes 50-watt transformer. Outfit is 3 ft. 3½ in. long. Track is 120" long.

\$24⁹⁵

No. 5505T SET INCLUDES:

No. 303 Locomotive and Tender
No. 913 Box Car
No. 911 Pipe Car
No. 938 Caboose
No. 704 Uncoupler
No. 40 4 pc. Smoke Set
No. 1½ 50-watt Transformer
12 sections No. 702 Curved Track
No. 690 Track Terminal
Illustrated Train Book





No. 551ST AMERICAN FLYER 3-CAR PASSENGER

WITH REAL, RED GLOWING SMOKE, CHOO-CHOO SOUNDS, PULL-MOR POWER AND TRANSFORMER

THE NEW ARROW PASSENGER—The mighty scale model 4-6-2 "Pacific" locomotive which heads up this speedy passenger will pull just about as many cars as you want to couple to it. With its worm-drive motor, Pull-Mor Power, Smoke, and Choo-Choo sounds this big "smoker" will do almost everything its real-life prototype will do. Coaches have silhouette passengers in inset type windows, and uncouple electrically by remote control. Transformer has 50-watt rating. Train measures 4 ft. 2½ in. long. Track is 120" long.

\$29⁹⁵

No. 551ST SET INCLUDES:

No. 283 Locomotive and Tender
No. 951R Baggage Car
2 No. 955R Coaches
No. 706 Electric Uncoupler
No. 1½ 50-watt Transformer
No. 40 4 pc. Smoke Set
12 sections No. 702 Curved Track
No. 650 Track Terminal
Illustrated Train Book

No. 551OT AMERICAN FLYER 4-CAR FREIGHT

WITH REAL, RED GLOWING SMOKE, CHOO-CHOO SOUNDS, PULL-MOR POWER AND TRANSFORMER

THE NEW MOUNTAINEER FREIGHT—Pride of any model rail-roader's freight division—a giant scale model 4-6-2 "Pacific" type steam locomotive that puffs Smoke, has Choo-Choo sounds, is equipped with Pull-Mor Power and worm-drive motor for long hauls and steep grades, plus four freight cars. Transformer has 50-watt rating. Cars uncouple electrically by remote control. Train is 3 ft. 11¼" long. Track is 120" long.



\$29⁹⁵

AMERICAN FLYER BEAUTIES...

for passenger runs and freight hauls



Packed with both train sets is this No. 1 1/2 50-watt Transformer, with three binding posts. Has both variable voltage (for train) and fixed voltage (for accessories).



No. 5510T SET INCLUDES:-

- | | |
|-------------------------------|----------------------------------|
| No. 283 Locomotive and Tender | No. 40 4 pc. Smoke Set |
| No. 925 Tank Car | 12 sections No. 702 Curved Track |
| No. 921 Coal Car | No. 705 Electric Car Uncoupler |
| No. 931 Gondola Car | No. 690 Track Terminal |
| No. 930 Caboose | No. 1 1/2 50-watt Transformer |
| | Illustrated Train Book |



AMERICAN FLYER Realistic Freights



50-WATT TRANSFORMER is packed with both sets shown here. Has three binding posts which provide variable voltage for train and fixed voltage for accessories.




No. 5520T AMERICAN FLYER 4-CAR ACTION FREIGHT

WITH PULL-MOR POWER AND TRANSFORMER

THE NEW G.M. UNION PACIFIC FREIGHT—This brand new Union Pacific Railroad diesel locomotive, with striking gray-and-yellow U.P. markings, will "walk away" with your heaviest freight haul or breeze up the steepest grade on your pike. Powerful worm-drive motor and amazing **PULL-MOR POWER** turn the trick. Rolling stock features new Pipe Car and remote control action car that unloads realistic tank truck automatically. Transformer with set has 50-watt power. Train is 3 ft., 6 in. long. Track is 160" long.

\$35⁹⁵




No. 5520T SET INCLUDES:

No. 372 U.P. Diesel Locomotive
No. 911 Pipe Car
No. 924 Cement Car
No. 915 Unloading Car
No. 930 Illuminated Caboose
No. 706 Electric Uncoupler
No. 1 1/2 50-watt Transformer
12 sections No. 702 Curved Track
4 sections No. 700 Straight Track
No. 690 Track Terminal
Illustrated Train Book



TRACKSIDE ACTION!

Press the remote control button and watch the truck on this fascinating flat car automatically unload. Included with No. 5520 Union Pacific Freight.



**2-RAIL
"T"-TRACK**

No. 5525TBW AMERICAN FLYER 4-CAR FREIGHT

WITH SMOKE, CHOO-CHOO SOUNDS, PULL-MOR POWER, TRANSFORMER AND WHISTLE

THE NEW METEOR FREIGHT—It's almost like riding the cab of a real "smoker" when you're at the transformer throttle of this scale model freight drag that features two brand new cars and a *New York, New Haven & Hartford* 4-6-2 locomotive. Container Gondola Car and Chemical Car with authentic Koppers emblem are like newest rolling stock on big roads. Twelve-wheeled loco puffs real smoke, sounds off with Choo-Choos as it runs and has Pull-Mor Power for grade climbs and long car hauls. Steam-type whistle is enclosed in Billboard housing and blows by remote control. Transformer packed with set has 50 Watt rating. Train measures 4 ft., 1 in. long. Track included is 160".

\$39⁹⁵

No. 5525TBW TRAIN INCLUDES:


No. 293 Locomotive and Tender
No. 937 Box Car
No. 912 Chemical Car
No. 916 Container Gondola Car
No. 930 Caboose
No. 566 Billboard Whistle
No. 706 Uncoupler
No. 40 4-piece Smoke Set
No. 1 1/2 Transformer, 50 watts
12 sections No. 702 Curved Track
4 sections No. 700 Straight Track
No. 690 Track Terminal
Illustrated Train Book




TRAIN WHISTLES BY REMOTE CONTROL

Billboard Whistle packed with **THE METEOR FREIGHT** blows realistic steam blasts and toots at touch of button.

AMERICAN FLYER Diesel Freight and Passenger



2-RAIL
"T"-TRACK



*Whistle for the
Grade Crossings!*

All by remote control, you can sound deep-toned Diesel blasts with this Billboard, with horn concealed in housing. It's packed with both trains.

No. 5530TBH AMERICAN FLYER 6-UNIT DIESEL FREIGHT
WITH PULL-MOR POWER, TRANSFORMER AND DIESEL HORN

THE NEW SILVER FLASH FREIGHT — One of the most famous of all Diesel "workhorses of the rails", the rugged American Locomotive ALCO "A" Unit, powers the head end of this five-car freight haul that will gladden the heart of any young railroader. With its amazing Pull-Mor Power, this American Flyer rail giant can take the steepest of grades with ease — or "walk away" with 40 or more cars. Rolling stock with set is 100% scale model. Included with train is new Billboard Horn that blows diesel blasts by remote control, plus 50-watt Transformer. Train measures 4 ft., 4 1/2 in. long. Track is 100%.

\$43⁹⁵

No. 5530TBH TRAIN INCLUDES:
No. 479 Silver Flash "A" Unit Diesel
No. 921 Coal Car
No. 947 Refrigerator Car
No. 926 Tank Car
No. 920 Gondola Car
No. 930 Caboose
No. 561 Billboard Horn
No. 705 remote control transformer
No. 115 50-Watt Transformer
12 sections No. 702 Curved Track
4 sections No. 700 Straight Track
16 No. 693 Track Locks
No. 690 Track Terminal
Illustrated Train Book

No. 5535TBH AMERICAN FLYER 4-UNIT DIESEL PASSENGER
WITH DIESEL HORN, PULL-MOR POWER AND TRANSFORMER

THE NEW SILVER COMET PASSENGER — Just like the big "growlers" that roll at high speed along America's mainline tracks, this scale model streamliner with Pull-Mor Power (haul 40 or more cars!) will deliver your passengers right on schedule. Locomotive is finished in a striking blue-and-silver, with yellow lettering; bold blue stripe extends length of

cars, as on prototypes. Realistic deep-throated Diesel Horn is contained in separate billboard housing and blows by remote control. 50-watt Transformer is also provided. All cars are illuminated, uncouple by electric remote control. Train measures 4 ft., 4 1/4 in. Track is 160" long.


\$46⁹⁵

No. 5535TBH INCLUDES:

No. 466 Diesel "A" Unit
No. 960B Baggage Car
No. 952B Vista Dome Pullman
No. 963B Observation Car
No. 561 Billboard Horn
No. 706 Remote Control Uncoupler
No. 1 1/2 50-watt Transformer
12 sections No. 702 Curved Track
4 sections No. 700 Straight Track
16 No. 693 Track Locks
No. 690 Track Terminal
Illustrated Train Book




50-WATT TRANSFORMER is included with each set shown on these two pages. Has three binding posts which provide variable voltage for train and fixed voltage for accessories.



**MORE PULL
WITH PULL-MOR!**

Haul 40 or more cars... take steep mountain grades with ease! Both locomotives have it.






No. 5540TBW AMERICAN FLYER 3-CAR FREIGHT

WITH SMOKE, CHOC-CHOO SOUNDS, PULL-MOR POWER, TRANSFORMER AND WHISTLE

2-RAIL
"T"-TRACK



No. 5542H AMERICAN FLYER 6-CAR DIESEL SWITCHER TRAIN

WITH BUILT-IN DIESEL HORN AND PULL-MOR POWER

COLORFUL STEAM AND DIESEL FREIGHTS

THE NEW SUNSHINE SPECIAL FREIGHT—Sights like this, two workhorse General Motors GP-7 Diesel switcher locomotives teamed up at the business end of a freight drag, are becoming more and more common in real-life railroading. Now American Flyer introduces it to model pike fans—a two-unit locomotive with authentic Texas & Pacific R.R. orange-and-black colors

plus 6 scale model freights, featuring the new 3 dome Gulf Tank Car and remarkable Action Caboose. New accurate tone Diesel Horn blows by remote control. Also by remote control all cars uncouple and train starts, stops and reverses. Set measures 5 ft., 9 1/2 in. long. Track is 160" long.

\$51⁷⁵

THE NEW TRAIL BLAZER FREIGHT—All the railroading a boy could ever want is wrapped up in this magnificent American Flyer "Trail Blazer" freight, headed up by a scale model 4-6-2 Pennsylvania K-5 type "steamer" and featuring an action dump car that unloads coal by remote control. Big, heavyweight loco not only puffs smoke and sounds off with Choo-Choos as

it runs, but also has Pull-Mor Power to haul 40 or more cars with ease. Life-like steam whistle is contained in billboard housing that blows by remote control. Cars uncouple by remote control and train starts, stops and reverses in same manner. Transformer included has 50-watt rating. Set is 4 ft., 7 1/2 in. long. Track is 160".

\$51⁷⁵

No. 5540TW INCLUDES:

No. 313 Locomotive and Tender
No. 913 Box Car
No. 926 Tank Car
No. 919 Action Dump Car
No. 940 Hopper Car
No. 930 Illuminated Caboose
No. 566 Billboard Whistle
No. 706 Remote Control Uncoupler
No. 1 1/2 50-watt Transformer
No. 40 4-piece Smoke Set
12 Sections No. 702 Curved Track
4 sections No. 700 Straight Track
16 No. 693 Track Locks
No. 690 Track Terminal
Illustrated Train Book




Packed with THE TRAIL BLAZER FREIGHT is this No. 1 1/2 50-watt Transformer, with three binding posts. Has both variable voltage (for train) and fixed voltage (for accessories).

NEW BILLBOARD WHISTLE
sounds long blasts, short toots,
by remote control.



BUILT-IN DIESEL HORN!
Blows realistic blasts
by remote control.



No. 5542H TRAIN INCLUDES:



No. 374 Diesel Switcher
No. 375 Diesel Switcher
No. 929 Stock Car
No. 922 Box Car
No. 926 3-volume Tank Car
No. 921 Coal Car
No. 920 Gondola Car

No. 977 Action Caboose
No. 708 Diesel Horn Control
No. 705 Remote Control Uncoupler
12 Sections No. 702 Curved Track
4 sections No. 700 Straight Track
16 No. 693 Track Locks
No. 690 Track Terminal
Illustrated Train Book

**2-RAIL
"T" TRACK**

EXCITING
ACTION and
REALISM!

No. 5545W AMERICAN FLYER 4-CAR SWITCHER AND WORK TRAIN
WITH SMOKE, CHOO-CHOO SOUND, PULL-MOR POWER AND BUILT-IN WHISTLE




2-RAIL
"T"-TRACK

BUILT-IN STEAM WHISTLE


Long, mournful blasts or sharp toots come right from these locomotives, by electric remote control. It's brand new—and the best yet in train history.

THE NEW YARD KING — What a lot of fun there is to be had with this detail-loaded outfit! With its big red utility car to house the train crew, you can send this trouble-shooting train on any job — even at night. Rugged Wrecker Car can lift a derailed locomotive with ease, while powerful floodlight bathes the scene with illumination. And look at the authentic scale model 0-8-0 switcher locomotive with its mass of accurate detail! Like real locos, it puffs Smoke and Choo-Choos as it runs, while its Pull-Mor Power enables it to "walk away" with 40 or more cars. New built-in Whistle — best yet — blows real McCoy blasts by remote control. Cars uncouple and entire train operates by remote control. Set is 4 ft. 8½ in. long. Track is 160" long.

\$54⁹⁵



**2-RAIL
"T"-TRACK**



No. 5550W

AMERICAN FLYER 6-CAR FREIGHT

WITH SMOKE, CHOO-CHOO SOUND, PULL-MOR POWER AND BUILT-IN WHISTLE

THE NEW PACEMAKER FREIGHT — In real life, giant *New York Central* 4-6-4 "Hudson" steam locomotives like this thunder along at the head end of long freight hauls, carrying goods from the heart of industrial America. This American Flyer scale model replica of a train familiar to every railroader is powered by a Hudson "steamer" that puffs Smoke, gives off Choo-Choo sounds as it runs, has the amazing long car-haul Pull-Mor Power and blows a brand new built-in whistle by remote control. Rolling stock features new Koppers Chemical Car and Log Car that unloads giant timbers by remote control, PLUS exciting Action Caboose — brand new — with Brakeman. Freight set is 5 ft. 5½ in. long. Track is 180" long.

\$56⁹⁵

No. 5545W TRAIN INCLUDES:


No. 346 Locomotive and Tender
No. 953 Baggage & Club Car
No. 946 Searchlight Car
No. 944 Wrecker Car
No. 945 Boom & Work Car
No. 710 Steam Whistle Control
No. 706 Uncoupler

12 sections No. 702 Curved Track
4 sections No. 700 Straight Track
16 No. 693 Track Locks
No. 40 4-piece Smoke Set
No. 690 Track Terminal
Illustrated Train Book

No. 5550W TRAIN INCLUDES:

No. 326 Locomotive and Tender
No. 913 Box Car
No. 912 Chemical Car
No. 921 Coal Car
No. 922 Box Car
No. 914 Log Unloading Car
No. 977 Action Caboose
No. 710 Steam Whistle Control

No. 706 Remote Control Uncoupler
No. 40 4-piece Smoke Set
12 sections No. 702 Curved Track
6 sections No. 700 Straight Track
18 No. 693 Track Locks
No. 690 Track Terminal
Illustrated Train Book



BRAND NEW... ACTION CABOOSE!

When the Pacemaker Freight comes to a halt, hand-painted Brakeman, dressed in railroad clothes, leans out of Caboose platform, checking cars ahead. As train resumes trip, he returns to his chores inside "shanty". It's all automatic — and a lot of fun, too!

**LIKE REAL
RAILROADING ...
with AMERICAN
FLYER!**



**2-RAIL
"T"-TRACK**

No. 5555W AMERICAN FLYER 4-CAR MAIL PICK-UP EXPRESS (Top)

WITH RED, GLOWING SMOKE, CHOO-CHOO SOUND, PULL-MOR POWER AND BUILT-IN WHISTLE

THE NEW PACEMAKER PASSENGER — There are railroading thrills aplenty in store for you when you watch this giant 4-6-4 "Hudson" express train flash along the main line, automatically picking up one mail sack and delivering another at trackside. In addition to remote control operated Mail Car, rolling stock includes illuminated Baggage & Club, Pullman and Observation cars. Massive steam locomotive puffs Smoke, has Choo-Choo sounds, blows a built-in Whistle by remote control and features Pull-Mor power that makes light work of long car hauls (40 or more) or steep grades. Entire train remote control operated, including car uncoupling. Set measures 5 ft. 7½ in. long. Track is 180" long.

\$59⁹⁵

No. 5555W TRAIN INCLUDES:

No. 326 Locomotive and Tender
No. 918 Mail Pick-up Car and Sacks
No. 913 Mail Bag Stanchion & Holder
No. 953R Baggage & Club Car
No. 952R Pullman Car
No. 954R Observation Car
No. 706 Remote Control Uncoupler
No. 40 4-piece Smoke Set
12 sections No. 702 Curved Track
6 sections No. 700 Straight Track
18 No. 693 Track Locks
No. 690 Track Terminal
No. 710 Steam Whistle Control
Illustrated Train Book

No. 5565W AMERICAN FLYER 6-CAR FREIGHT (Bottom)

WITH RED, GLOWING SMOKE, CHOO-CHOO SOUND, PULL-MOR POWER AND BUILT-IN WHISTLE

THE NEW FLYING FREIGHTER — The pride of any model railroader's freight division—this mighty 4-8-4 Union Pacific steam locomotive and six colorful, scale model freights including three brand new cars. Massive, heavy duty locomotive (21½ inches long!) has Smoke, Choo-Choo sounds, the amazing Pull-Mor Power that permits freight trains of 40 or more cars, PLUS brand new authentic tone built-in Whistle. Featured in the rolling stock line-up are three new beauties — the Container Gondola, 3-Dome Tank Car and Action Caboose with automatic trainman. All starting, stopping and reversing as well as car uncoupling are by remote control. Set measures 5 ft. 9½ in. long. Track is 180" long.

\$61⁹⁵

No. 5565W TRAIN INCLUDES:

No. 336 Locomotive and Tender
No. 924 Cement Car
No. 916 Container Gondola Car
No. 947 Refrigerator Car
No. 926 Three Dome Tank Car
No. 929 Stock Car
No. 977 Action Caboose
No. 40 4-piece Smoke Set
No. 710 Steam Whistle Control
No. 706 Remote Control Uncoupler
12 sections No. 702 Curved Track
6 sections No. 700 Straight Track
18 No. 693 Track Locks
No. 690 Track Terminal
Illustrated Train Book



**2-RAIL
"T"-TRACK**

**PICK-UP AND DELIVER MAIL ON
THE RUN, with this remote control
railway car!**

ACTION CABOOSE!
Colorful trainman
appears automatically!

AMERICAN FLYER de luxe STREAMLINERS ... The Finest

No. 5570H AMERICAN FLYER 6-UNIT DIESEL STREAMLINER (bottom)
WITH TWO MOTORS, BUILT-IN DIESEL HORN AND PULL-MOR POWER

THE NEW SILVER ROCKET PASSENGER — Flashing speed, mighty pulling power and unbelievable climbing ability make this scale model streamliner one of the great passenger train values. Real in everything but size, this striking mailliner has all the modeling, length, minute detail and color of the swift Diesels which rocket along between America's big cities. Two powerful motors in leading "A" unit provide enormous hauling capacity; trailing "A" unit contains remote control deep-throated Diesel Horn. Illuminated cars have passengers silhouetted in windows. Locomotives and cars are satin silver with green markings. Train operation, including car uncoupling, is remote controlled. Outfit is 5 ft. 7 in. long. Track is 200" long.

\$61⁹⁵

No. 5570H TRAIN INCLUDES:

No. 474 Rocket "A" Unit Locomotive
No. 475 Rocket "A" Unit Locomotive
No. 960G Baggage Car
No. 962G Vista Dome Car
No. 961G Pullman Car
No. 963G Observation Car
No. 708 Diesel Horn Control
No. 706 Remote Control Uncoupler
12 sections No. 702 Curved Track
8 sections No. 700 Straight Track
20 No. 695 Track Lacks
No. 690 Track Terminal
Illustrated Train Book

No. 5560H AMERICAN FLYER 7-UNIT DE LUXE STREAMLINER (top)
WITH DIESEL "ROAR", TWO MOTORS, PULL-MOR POWER AND BUILT-IN DIESEL HORN

THE NEW CHIEF PASSENGER — The finest Diesel model passenger train ever made and featuring the amazing new Diesel "Roar" (see page 2) that reproduces actual motor sounds, from idling in the station and full throttle on the straightaways to powering up a steep grade. So realistic it's amazing! Big triple unit locomotive has TWO powerful worm-drive motors plus a built-in remote control Horn with authentic deep-lone sound. All cars have interior lighting and uncouple by remote control; entire train made to exact 3/16" scale. Train measures 7 ft., 6 1/4" long. Track furnished with set is 200" long.

\$76⁹⁵



MORE PULL WITH PULL-MOR!
Haul 40 or more cars, climb steep grades! Both sets have it.


Diesel Passengers Ever Made!

with
Diesel "ROAR"

No. 55391! TRAIN INCLUDES:


No. 470 Diesel "A" Unit
No. 471 Diesel "B" Unit
No. 473 Diesel "A" Unit
No. 960R Baggage Car
2 No. 962R Vista Dome Cars
No. 963R Observation Car
No. 703 Horn Control


12 sections No. 702 Curved Track
8 sections No. 700 Straight Track
20 No. 693 Track Locks
No. 690 Track Terminal
Illustrated Train Book



2-RAIL
"T"-TRACK

Over 7½ feet of Scale Model Train!





AMERICAN FLYER SANTA FE CHIEF FREIGHT

with New *Diesel "ROAR"* Sound Effects!

No. 5585H AMERICAN FLYER 6-CAR DIESEL FREIGHT SYSTEM


WITH ACTION LOADING PLATFORM, DIESEL "ROAR", TWO MOTORS, PULL-MOR POWER AND BUILT-IN DIESEL HORN

THE NEW CHIEF FREIGHT—The greatest scale model freight ever made—nearly 7½ feet of authentic, colorful, action-filled train, headed up by three Diesel locomotives that not only have twin worm-drive motors but also feature the sensational new Diesel "Roar" that duplicates the actual sounds of real Diesel motors! This is the outfit that has everything: thundering speed, tremendous pulling power, amazing climb, four remote controlled action cars, 200 inches of 2-rail track AND the fascinating No. K775 Loading Platform with the baggageman who loads up your box car at the touch of a remote control button. When you hear the big Diesel "growler" rocketing along the high iron, blasting its deep throated Horn for the grade crossings, you'll agree there's nothing finer in the world of electric trains. Train measures 5 ft., 11½ in. long. Track is 200" long.

\$86⁹⁵

No. 5585H TRAIN INCLUDES:

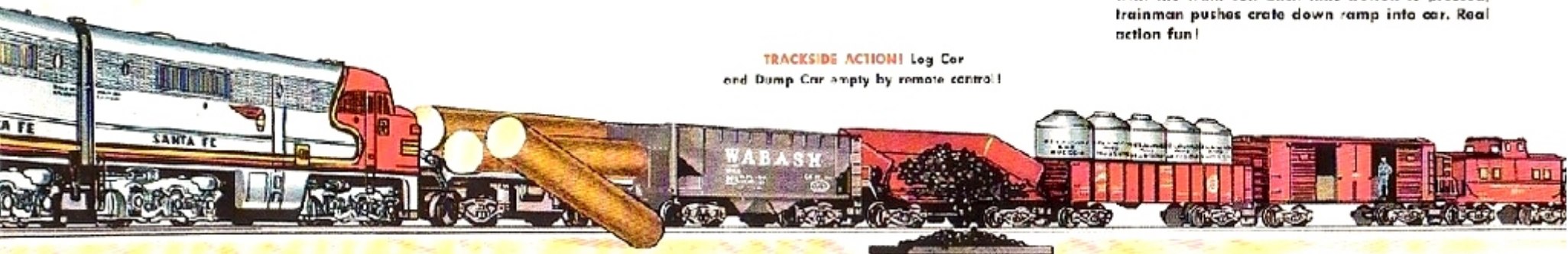
No. 470 Diesel "A" Unit
No. 471 Diesel "B" Unit
No. 473 Diesel "A" Unit
No. 914 remote controlled Log Car
No. 919 remote controlled Dump Car
No. 940 Hepper Car
No. 915 Container Gondola Car
No. 774 Operating Box Car
No. 777 Adios Caboose
No. K775 Loading Platform
No. 738 Diesel Horn Control
No. 736 remote control Thruway
12 sections No. 732 Curved Track
8 sections No. 733 Straight Track
20 No. 693 Track Jocks
No. 690 Track Terminal
Illustrated Train Book



LOAD 'EM UP THE WAY THE RAILROADS DO!

Included with THE CHIEF FREIGHT is this electrical remote control No. K775 Baggage Loading Platform, shown above with Baggage Car that comes with the train set. Each time button is pressed, trainman pushes crate down ramp into car. Real action fun!

TRACKSIDE ACTION! Log Car and Dump Car empty by remote control!



ACTION CABOOSE!

Trainman appears automatically!

HEAR THESE REAL DIESEL MOTOR SOUNDS!

Idling at the Station . . .



"Revving-up" for a Departure . . .



Roaring across the Countryside.



See page 2 for complete DIESEL "ROAR" details.

AMERICAN FLYER TRANSFORMERS . . . *Safe-Dependable*

No. 30B \$36.50



Photo at right shows rear view of 15B, 16B and 19B transformers, with simplified hook-up that permits multiple wire leads.

No. 16B \$27.50



No. 19B \$30.95



No. 16B \$17.35



No. 4B \$10.45



At right is photograph of rear view of 10B and 30B transformer, showing giant size terminal nuts and simplified hook-up.



No. 16B \$20.95

No. 13 \$1.85



No. 30B DUAL TRAIN POWER CONTROLLER. WITH DOUBLE CIRCUIT BREAKERS

RATING: 300 WATTS, 115 VOLTS, 60 CYCLES, A. C.

The finest electric train power controller you can buy! Can run two trains at different speeds on separate loops of track, or FOUR trains (two running at same speed) on four separate layouts. Has full directional control; when train stops it will start up again without going into reverse first. Two panel meters indicate voltage—one for each control. Transformer has "Dead Man's Control." When throttle is let go, train halts! Operation is guarded by two circuit breakers—one for trains, one for accessories—which shut off power if over-load or short occurs.

No. 19B TRAIN POWER CONTROLLER, WITH CIRCUIT BREAKER

RATING: 300 WATTS, 115 VOLTS, 60 CYCLES, A. C.

It's more than a transformer—it's a real model railroad power controller. It gives you full control of direction: when train stops it starts again in same direction with-

out going into reverse first. Panel meters indicate voltage and amperage. Has exclusive "Dead Man's Control"—if throttle is let go, train halts. Built-in Circuit Breaker shuts off current if transformer is overloaded or if a "short" develops. Has off-on switch.

No. 16B TRAIN POWER CONTROLLER. WITH CIRCUIT BREAKER

RATING: 175 WATTS, 115 VOLTS, 60 CYCLES, A. C.

Same as No. 19B Transformer described above except is without panel meters and has lower output.

No. 10B DUAL TRAIN POWER CONTROLLER, WITH DOUBLE CIRCUIT BREAKER

RATING: 175 WATTS, 115 VOLTS, 60 CYCLES, A. C.

Two circuit breakers guard transformer against short circuit damage or overload. Has exclusive "Dead Man's Control" and permits full directional operation. Can run two trains on separate track loops at different speeds.

No. 15B TRAIN POWER CONTROLLER, WITH CIRCUIT BREAKER

RATING: 110 WATTS, 115 VOLTS, 60 CYCLES, A. C.

New features provide full directional control: when train stops, it will re-start without going into reverse first. Built-in Circuit Breaker prevents transformer burn outs. Green light indicates power-on; red light warns of a short circuit. Like real railroads it has exclusive "Dead Man's Control"—if throttle is released, train halts.

No. 4B TRANSFORMER, WITH CIRCUIT BREAKER

RATING: 110 WATTS, 115 VOLTS, 60 CYCLES, A. C.

Automatic Thermostatic Circuit Breaker, built-in, protects Transformer from burn-outs. Has three binding posts for simplified wiring.

No. 13 CIRCUIT BREAKER

If your transformer does not now have a Circuit Breaker you can provide one quickly with this necessary. Prevents transformer burn-outs and overloading.

AMERICAN FLYER TRACK EQUIPMENT

No. 700 STRAIGHT TRACK

Two "T"-type running rails, for true-to-life operation! Sections are made of heavy gauge steel and measure 10". Fully insulated.

No. 701 STRAIGHT TRACK HALF SECTION

(not illustrated) 5" long. Fully insulated. 25c

No. 702 CURVED TRACK

Two rail sections, fully insulated. "T"-rail construction. 10".

No. 703 CURVED TRACK HALF SECTION

(not illustrated) Measures 5" Fully insulated. 25c

No. 725 RAILROAD CROSSING

No model layout is complete without one of these crossings! One train may pass in front of another or intersect two main lines. 10" long.

No. 27 TRACK CLEANING FLUID

Scientifically removes dirt and oil from rails for better locomotive performance. Inhibits rust, non-toxic, non-corrosive. 5 1/2" high.

AMERICAN FLYER RUBBER ROADBED

An American Flyer exclusive! Makes track resemble real-life, two-rail off-way. Deadens sound of running trains — wonderful for apartments, small homes, etc. Non-slip design. American Flyer 3/16" ("S" Gauge) tracks slip into recessed slots.

No. 727 — Roadbed, curved, 10".

No. 726 — Roadbed, straight, 10".

No. 706 REMOTE CONTROL

ELECTRIC UNCOUPLER

For remote control uncoupling of American Flyer cars. Clamps to any 10" straight or curved track. Includes track section and remote control button.

No. 720A REMOTE CONTROL SWITCHES

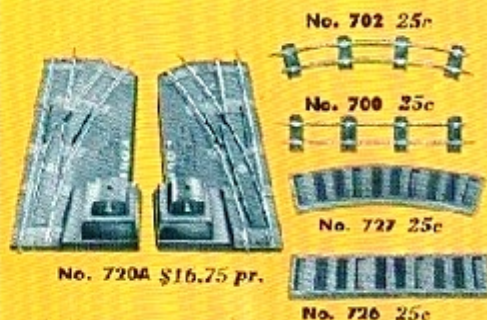
Positive action electric switches with red and green position lights. Remote control box has two switch control levers. Lights remain illuminated even when train is not running.

No. 678 LEFT SINGLE SWITCH

(not illustrated) Similar to No. 720A Switches but sold as left hand switch only, for track layouts where just one switch is required. Single control box.

No. 679 RIGHT SINGLE SWITCH

(not illustrated) Similar to No. 678 except is right hand switch.



No. 720A \$16.75 pr.



No. 722A \$9.10 pr.



No. 520 KNUCKLE COUPLER KIT

Converts American Flyer link coupler cars and tenders to new knuckle-type couplers. Complete directions included. Pairs only.

No. 695 REVERSE LOOP RELAY

For constructing loops and other track schemes with American Flyer 2-rail track. Consists of wire leads, fiber pins, terminals and automatic relay mounted in railroad-type trackside tool box.

No. 709 LOCK-OUT ELIMINATOR

Eliminates necessity of locking remote control unit on the locomotive in a forward position when using such automatic accessories as the No. 761 Semaphore. Includes necessary power leads.

No. 690 TRACK TERMINAL

Designed to provide an ideal power lead connection from transformer or accessories to track section. (not illustrated)

No. 501 — 12 Steel Track Pins. 15c

No. 692 — 4 Fiber Track Pins. 15c

No. 693 — Package of 14 Track Locks to prevent track separation. 30c

No. 670 — Automatic Track Trip. Makes switches non-derailing! \$1.50

No. 722A MANUAL PAIR SWITCHES

Similar to electric switches except operates by hand. Not illuminated.

No. 668 LEFT SINGLE SWITCH \$5.75

(not illustrated) Same construction as 722A Switches but is sold as left hand switch only, instead of pair, for track layouts where pair is not needed.

No. 669 RIGHT SINGLE SWITCH \$5.75


(not illustrated) Similar to No. 668 except is right hand switch only.

No. 730 BUMPER

Every model pike needs several of these realistic bumpers for dead end sidings. Snaps on to track quickly and easily. Has authentic recoil spring and warning light. Includes 10" track section.

No. 731 PIKE PLANNING KIT

Lay out simple or complicated American Flyer track systems in minutes instead of hours. One of model railroading's greatest boons. Scaled one inch per foot. Pike Planning book tells how to build and landscape a model railroad.



Planning and setting up your track system is half the fun of model railroading.

Below are several tested layouts designed for tables 4 x 8 ft. and larger.



For 4' x 8' table. Requires 6 straight track, 20 curved, 6 half straight, 2 pair switches.



Space 52" x 108". Track: 21 curved, 13 straight, 4 half straight, 2 half curved, 1 pair switches, 1 crossover.




For 4' x 8' table. Requires 15 straight track, 14 curved, 2 half straight, 1 pair switches.



For 4' x 7' table. Requires 7 straight track, 22 curved, 1 pair switches, 4 half straight.



Space 70" x 140". Track: 28 curved, 30 straight, 4 half straight, 2 pair switches.



For 5' x 9' table. Requires 27 straight track, 17 curved, 2 half straight, 2 pair switches.



Space 60" x 120". Track: 24 curved, 32 straight, 2 half straight, 2 pair switches.



For 4' x 8' table. Requires 18 straight track, 21 curved, 2 half straight, 1 pair switches.




For 5' x 9' table. Requires 26 straight track, 36 curved, 6 half straight, 3 pair switches.



For 5' x 9' table. Requires 31 straight track, 23 curved, 6 half straight, 2 pair switches.

TRIPLE ACTION FUN...with these **NEW AMERICAN**

1. Load 'em up at the ramp



2. Truck over to trackside



3. Dump 'em into the car

No. 779 AMERICAN FLYER OIL DRUM LOADER


One of the most fascinating train accessories ever made, unlike anything yet seen in model railroading! When you press remote control button, Louie the Loader picks up barrel from ramp with his 3-wheel lift truck, takes it over to the waiting car on the track (not included with accessory) and dumps barrel before returning to the ramp for another load. Action is continuous and entirely automatic; nothing to get out of order. Tender's shack conceals electric motor which provides power. Includes single button control and quantity of barrels. Dimensions: 8 $\frac{3}{4}$ " x 8 $\frac{1}{2}$ " x 5 $\frac{1}{2}$ " high.

\$13.50

No. 785 AMERICAN FLYER COAL LOADER



Fill up your coal cars just like the big roads do with this realistic railroad yard accessory that's brand new for '56. Operation is 100% remote controlled. With coal car in position beneath chute, as shown in photograph, (rolling stock illustrated is NOT included) you depress 1st control button, which closes jaws of clam-shell scoop. Bucket then carries load of imitation anthracite up to trolley and deposits coal into elevated hopper. Pressure on 2nd button releases coal, which cascades into car, while 3rd remote control button returns clam-shell bucket to coal pile for another load. Fascinating accessory to operate! Stands 14 $\frac{1}{4}$ " high. Base is 5" square.

\$15.70



THESE ACCESSORIES OPERATE WITH ALL GAUGES OF TRACK


FLYER Action Accessories



No. 787 AMERICAN FLYER LOG LOADER

No matter what kind of layout you have, you'll want one of these exciting new action accessories that works by push button remote control. At touch of button, hand-painted lumberman goes into action, as big hooks pick up piece of timber and lift it up ramp. When log is in position over car it is automatically released and lumberman returns quickly for another load. Although any open car can be used, accessory works best with No. 914 car shown (NOT INCLUDED). Log Loader measures 9 $\frac{3}{4}$ " long, 6 $\frac{1}{2}$ " wide, 8 $\frac{1}{2}$ " high. **\$15⁷⁰**
Single control button included.

Spectacular Railroad Construction Now Made EASY!



No. 780 AMERICAN FLYER RAILROAD TRESTLE SET

Model railroading takes on new fun and meaning when you add one of these American Flyer Trestle Sets to your layout. Your freight and passenger trains climb the grade, continue on the high elevated section and then descend. Elevated level portion can be extended by adding Hi-Trestle Sections (see below). Molded trestles resemble girder construction and are finished in realistic red-lead color. American Flyer "S" Gauge track sections recess into trestle slots and lock together with clips. Easy and quick to set up. Trestle rises to 4 $\frac{1}{2}$ " at highest point. Can be arranged in figure 8, ovals, and other variations. **\$8³⁵**
Set consists of 24 trestles and 26 Track Locks.

No. 783 HI-TRESTLE SECTIONS (not illustrated)

12 Trestles, each 4 $\frac{1}{2}$ " high, for adding to and extending highest elevated part of No. 780 Trestle Set described above. Also includes 12 **\$5²⁵**
Track Locks, to prevent track separation.



Make up your trains the way
Real Railroads do...with this
**AMERICAN FLYER RAILROAD
HUMP SET**




No. 784 RAILROAD HUMP SET

Every railroader knows what the "hump" is. That's the high ground from which cars are cut loose from the locomotive to roll down the grade to the network of sidings below, where they are sorted out by the switchmen who make up the various train combinations. Now, for the first time, you can create an authentic Hump for your own American Flyer train, with this interesting accessory. Cars shown are not included.

\$14.65

No. 784 RAILROAD HUMP SET INCLUDES:


- 3 No. 700 Straight Track
- 2 No. 702 Curved Track
- No. 730 Bumpup
- No. 678 left or No. 679 right remote control switch
- 6 No. 693 Track Locks
- 6 Trestles
- No. 706 Electric Uncoupler



No. K775 BAGGAGE LOADING PLATFORM AND CAR

Handle your rail shipments at the touch of a remote control button with this exciting accessory that sends miniature packing crates down the chute and into the baggage car. Each time control button is pressed, a box is fed singly to baggage man, who lowers chute extension and sends crate sliding into Box Car. Trainman in Car raises crate out of open door each time button is touched, so that cycle can be repeated. Car 7 13/16" long. Loader is 7" long, 8 1/2" wide, 3 1/4" high.

\$15.70




No. K766 ANIMATED STATION AND OPERATING COACH

Just like a real station, even to impatient passengers striding up and down platform before they board train! After train pulls into station, passengers file through exit gate into car, which then resumes trip. When train enters station second time, passengers leave car and proceed down station ramp. Action continuous and automatic. Station is 13" long, 7 1/4" wide, 3 1/4" high.

\$15.70

AMERICAN FLYER RAILROAD STATIONS



No. 792 RAILROAD TERMINAL

\$8.35

No matter what kind of railroad layout you now have you'll want to add one of these new terminals that will handle two trains if used as shown or, without center platform-and-ramp, can accommodate three. Frosted-finish roof is supported by 4 girder arches. Platforms, with passenger ramps, can be used singly or in multiple. Terminal is made of medium impact styrene. Trains shown in photograph are not included. Dimensions: 16" long, 6 1/4" high, 11" wide.


New York, Philadelphia, Chicago and all points West!
Who-o-o Who-o-o
Hiss-s-s-s
American Flyer through train!
All Aboard!
Chug-Chug



No. 799 AUTOMATIC TALKING STATION WITH ILLUMINATION

\$20.95

American Flyer's famous Talking Station, newly-designed to make it better than ever! When you press remote control button, this is what happens automatically: your train stops in front of the station, and while it waits you hear sounds right from the station interior—hissing steam, piston chugs, trainmaster's voice, etc. When sounds cease, train automatically resumes trip. Entire operation is electrical—no batteries required. Don't confuse this station with others which do far, far less. Dimensions: 16" long, 8 1/2" high, 9" wide.



No. 793 UNION STATION WITH ILLUMINATION

\$8.35

This big-city station with impressive front entrance and tower is all ready to handle the rush of commuter and out-of-town traffic on your railroad system. Because tower unit is movable, station can be set up in variety of ways: use as shown or, if you like, have entrance through the station end. Station is made of medium impact styrene with frosted windows. Full interior illumination. Dimensions: 9" wide, 8 1/2" high, 16" long.



No. 598 TALKING STATION RECORD


85¢

Realistic railroad sounds; Diesel horns, exhausts, etc., on one side and steam locomotive whistles, piston sounds, etc., on other. For replacement of record in 799 Talking Station. Diameter is 1 1/4".

No. 589 PASSENGER AND FREIGHT STATION

\$7.30

Modeled after the combination stations seen in rural areas and way stops. Baggage door slides open and shut; waiting room door swings on hinges. Realistic windows finished in bright trim. Station fully illuminated. Measures 12" long x 8" wide x 6" high.




No. 586F ILLUMINATED WAYSIDE STATION

\$4.15

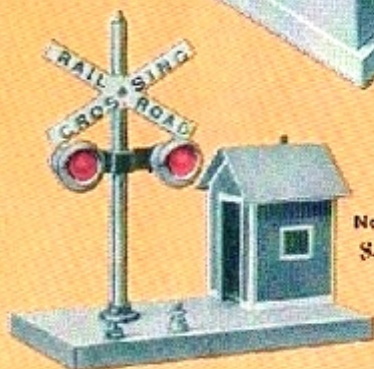
Just like the stations seen along suburban and commuter rail lines. Brightly finished in red, green and yellow. Heavy steel base; die cast supporting girders. Wealth of detail throughout. Twin bulbs cascade light from underside of roof. Includes redcap and baggage operator with truck. 12" long, x 3 1/4" wide x 6" high.



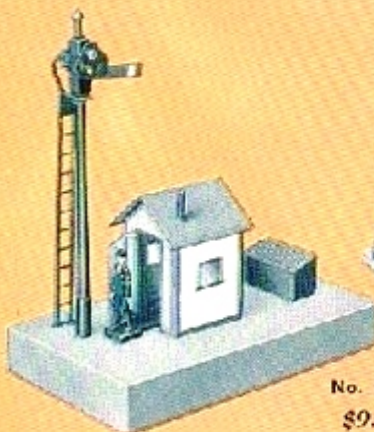
AMERICAN FLYER ACCESSORIES



No. 760
\$3.10



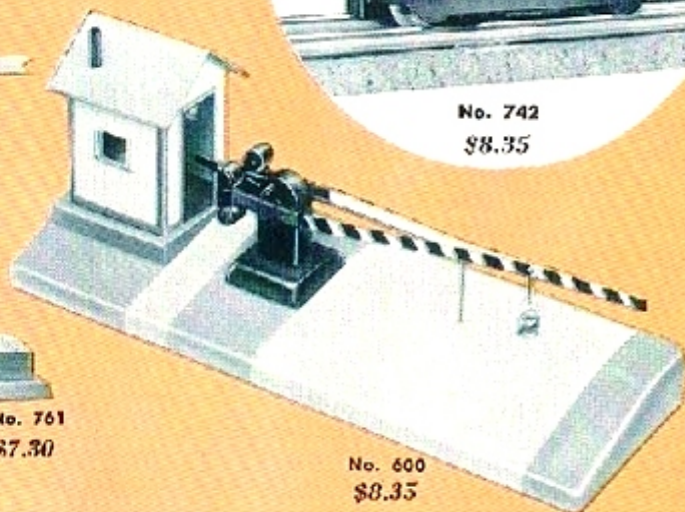
No. 759
\$5.25




No. 758A
\$9.40



No. 761
\$7.30



No. 600
\$8.35



No. 742
\$8.35

No. K771 OPERATING STOCKYARD AND CAR **\$15.70**
One of the most popular and unusual railroad accessories ever made! All action automatic after switch is turned. Steers in pens mill about; when one of exit gates is opened, cattle file up ramp into car. Stock car unloads when exit door lines up with corral ramp. Accessory can be operated in number of interesting ways! Car is 7-13/16" long. Stockyard is 11" long, 10 1/2" wide, 2 3/4" high.

No. 742 AMERICAN FLYER HAND CAR **\$8.35**
One of the most popular railroad accessories ever made — and newly designed for 1955 with automatic reversing action. When hand car strikes object, it goes in reverse. Power is supplied by Gilbert worm drive motor. Car is 4 1/2" long.

No. 600 CROSSING GATE WITH BELL **\$8.35**
Automatic sound and action make this railroad accessory indispensable for your model "pike". As train approaches grade crossing, gate lowers, red light goes on and warning bell sets up a continuous clangor. After last car passes, gate rises, red light goes out and bell stops. Includes Track Trip. 8 1/4" long x 2 1/4" wide.

No. 760 AUTOMATIC HIGHWAY FLASHER **\$3.10**
Warns motorists of approaching trains. As train nears, red lights flash on and off, cease after last car has passed. Has heavy die cast base and lamp housing; steel cross arms and stanchion. Includes pair No. 690 Track Trips. 4 1/4" high; base 2 3/4" square.

No. 759 BELL DANGER SIGNAL **\$5.25**
Fascinating sound and action! As train approaches bell rings while red lights on Crossing stanchion flash on and off. Spot these at key grade crossings — for the latest in railroad safety devices! Base and lamp housing are die cast; house is pressed steel. Track Trips included. 5" long x 2 1/4" wide x 5" high.

No. 758A SAM THE SEMAPHORE MAN **\$9.40**
Here's tireless Sam, all set to guard against rail accidents on your American Flyer pike. Press operating button and by remote control Sam dashes out of shack, halting oncoming train. Press second button and Sam hustles back into house, enabling train to resume his trip. All-metal construction. 7 1/4" high.

No. 761 AUTOMATIC SEMAPHORE **\$7.30**
Safeguard your trains the way real railroads do! Semaphore can be wired to provide an automatic block system control of two trains; when train nears, blade rises and lights turn green. After train passes, blade drops and bull's eye becomes red, automatically causing "dead block" to halt following trains. Stands 7 1/4" high.

to improve your Model Railroad

No. 769A REVOLVING AIRCRAFT BEACON

\$3.65

Realistic structure which provides warning for low-flying aircraft — and adds interest and fun to your model railroad. Beacon revolves automatically, slowly swinging alternate red and green rays. Girder structure is all-steel; base is molded. Watchman's Shanty is pressed steel, colorfully finished. Stands 12" high; base 5" x 6".

No. 772 AUTOMATIC WATER TOWER

\$4.10

For that final, authentic touch place a couple of these colorful Water Towers, with automatic action, near factories in your industrial setting. Tank, with striking red and white checker pattern, sits atop all steel girder type structure. Shack mounted on base is pressed steel, finished in white and with green roof. Approximately 12 1/2" high. Base measures 5" x 6".

No. 774 FLOODLIGHT TOWER

\$5.25

Wonderful for lighting up yard scene at night! Powerful new floodlights, mounted in double tier atop a steel girder-type structure, cast bright glow. Workman's Tool Shack at base is made of pressed steel. Approximately 11 1/2" high; base is 5" x 6".

No. 590 CONTROL TOWER

\$2.60

Scale model copy of authentic signal towers which act as nerve center of busy train yards. Has interior lighting, doors that open and shut and outside stairway to second story. Finished in accurate railroad yard colors. Simulated clapboard siding. Measures 6 1/2" high, base is 2 1/2" square.

No. 566 WHISTLING BILLBOARD

\$7.30

If your steam locomotive doesn't have a built-in whistle you'll want this ingenious accessory for your pike. Whistle mechanism, concealed in housing, blows by remote control. Sound long blasts or short toots. 4" x 7 1/2" x 4".

No. 561 BILLBOARD HORN


\$7.30

Realistic, deep-throated Diesel Horn sounds just like the kind in the real-life "growlers" that travel the nation's rails. Enables your pike to have sound effects even if your Diesel locomotive doesn't have a built-in horn. Remote control operation. 4" x 7 1/2" x 4".


No. 596 OPERATING WATER TANK

\$6.30

Set up this realistic necessary in your yards for colorful railroad action. Press remote control button and spent lowers over tender; release button and spent snaps back to vertical position. Aircraft warning light and direction arrows on roof. Supports are simulated concrete piling. 6" x 6 1/2" x 11".



No. 769A
\$3.65



No. 772
\$4.10



No. 774
\$5.25



No. 596
\$6.30



No. 561
\$7.30



No. 566
\$7.30



No. 590
\$2.60



AMERICAN FLYER Railroad Equipment


No. 571
\$1.00



No. 249
\$3.65




No. 581
\$1.95



No. 24
\$3.10



No. 750
\$5.20



No. 21A
50c



No. 22
30c

No. 26
\$1.85



No. 23
40c



No. 25
95c



No. 778
\$3.10

AMERICAN FLYER LAMPS which may be purchased separately from your American Flyer dealer, are used as follows: No. 440, all Locomotives, 592A Gate; 441 and 443, Switches; 442, 774 Tower; 444 Stations and Cars; 451, 579 Light; 452, 758A Semaphore; 453, 720A Switches; 454, Transformers; 455, 730 Bumper; 760 Flasher; 461, 769A Beacon; 458, 15B, 16B, 18B, 19B, 30B Transformers.

INDIVIDUAL LAMPS

No.	Volts	Quantity Per Box	Color	Price
440	11	3	Clear	75c
441	18	3	Red	75c
443	18	3	Green	75c
444	18	3	Clear	75c
452	14	1	Clear	85c
453	18	3	Clear	85c
454	14	3	Red	75c
458	18	3	Clear	\$1.00
461	14	3	Clear	75c

No. 750 TRESTLE BRIDGE

\$5.20

Heavy, rolled-steel bridge designed to span rivers and gorges on your model railroad. Bridge Tender's house is illuminated inside. 17 1/2" x 8 1/2" x 4 1/2".

No. 571 TRUSS BRIDGE

\$1.00

A great value! Low cost, realistic railroad bridge with heavy steel base and molded girder sides. Ideal for spanning narrow streams, chasms, etc. on your model railroad. Measures 10 1/2" long x 4 1/2" wide.

No. 581 GIRDER BRIDGE

\$1.95

Heavy die-cast bridge patterned after real railroad type. Slips under any straight track section. Can be used singly or in multiple. Measures 10" x 1 1/2" x 4 1/2".

No. 26 SERVICE KIT

\$1.85

Indispensable kit for every model railroader. Contains can of track cleaning fluid, bottle of train motor oil, tube

of gear-and-stud grease, cleaning brush, sanding sticks, commutator stick, tube cleaners, cloth and 12-page instruction manual.

No. 778 STREET LAMP SET

\$3.10

Dress up your model pike with these realistic street lamps. One has mail box another a fire alarm box. Create striking night scenes; just the thing for roads, boulevards, parkways, etc. Set of three, 5 1/2" high.

No. 249 RAILROAD TUNNEL

\$3.65

Beautifully molded in many colors. Scene includes house, winding road, etc. A real "must" for mountain terrain on your layout. 11 1/2" long.

No. 21A IMITATION GRASS

50c

For making landscapes of great beauty and realism. Scatter loose over layout or sprinkle over tacky green paint. Approximately half pound.

No. 22 SCENERY GRAVEL

30c

Designed especially to create country roads, driveways, city park bridle lanes, etc., on your model pike.

No. 23 IMITATION COAL

40c

If you have a hopper or gondola car you'll want at least one bag of this artificial coal—clean and dustless—when you make your runs from the coal fields to the big cities. Bag holds generous supply.

No. 24 RAINBOW WIRE

\$3.10


Different colors make it easy to trace wires to source. 4 wires, each 25 ft.

No. 25 SMOKE CARTRIDGES

95c

Produces thick, clean, white smoke in few seconds. Should not be taken internally although harmless if swallowed accidentally. For all smoke-puffing locomotives shown in this catalog. Dozen cartridges in box.

AMERICAN FLYER Steam Type Locomotives



No. 293 "THE METEOR" 4-6-2 LOCOMOTIVE AND TENDER

\$25.95

WITH SMOKE, CHOO-CHOO SOUND AND "PULL-MOR"

Remarkable new "Pull-mor" plus six big driving wheels give this hefty American Flyer locomotive capacity for rugged mountain climbing or long freight and passenger hauls. New Red Glowing Smoke combined with realistic choo-choo-choos that come from the boiler provide utmost in model railroading. 17 1/4" long.



No. 336 "THE CHALLENGER" 4-8-4 LOCOMOTIVE AND TENDER

\$46.50

WITH SMOKE, CHOO-CHOO SOUND, WHISTLE AND "PULL-MOR"

Just see the sweeping length of this gigantic 8 wheel drive die-cast "smoker," patterned after one of the biggest American locomotives ever made! A full 21 1/4 inches — the mightiest steam locomotive in the American Flyer roundhouse — and with its big, new and more powerful worm-drive motor plus sensational "Pull-mor" it's a bearcat for performance. Watch it puff Red Glowing Smoke and hear it sound off with choo-choos — and then blow the remote control steam Whistle. 21 1/4" long.

No. 326 "THE PACEMAKER" 4-6-4 LOCOMOTIVE AND TENDER

\$41.50

WITH SMOKE, CHOO-CHOO SOUND, WHISTLE AND "PULL-MOR"

Massiveness and power are in the lines of this hefty die-cast "Hudson" locomotive, made famous by the New York Central. Has "Pull-mor" feature that permits long car hauls and steep grade climbing. Choo-choo sounds keep time with the puffs of Red Glowing Smoke, while the built-in steam Whistle blows by remote control. 19" long.



No. 313 "THE TRAIL BLAZER" 4-6-2 LOCOMOTIVE AND TENDER

\$30.95

WITH SMOKE, CHOO-CHOO SOUND AND "PULL-MOR"

Watch this mighty die-cast Pennsylvania K-5 "Pull-mor"-equipped Locomotive snake a freight drag of 40 cars or steam up a rugged mountain grade and you'll know you're seeing a real loco in action. Red Glowing Smoke puffs out of the stack and right from the boiler you hear the steady choo-choo sounds. 17 1/4" long.



No. 346 "THE YARD KING" 0-8-0 SWITCHER

\$41.50

WITH SMOKE, CHOO-CHOO SOUND, WHISTLE AND "PULL-MOR"

Look at the detail of this magnificent die-cast 0-8-0 "yard goat" and you'll understand why model experts and railroadmen alike consider it one of the finest steam switchers ever made. Has Red Glowing Smoke, choo-choo sound, steam Whistle and power packed "Pull-mor." Measures 11 1/4".



SLEEK LINES...COLORFUL DESIGN...RUGGED PULLING POWER with



No. 4745 "SILVER ROCKET" **\$46.50**
DIESEL LOCOMOTIVE
 WITH TWO MOTORS, PULL-MOR POWER AND HORN

The all-purpose Diesel workhorse you've been looking for — a double "A" unit American Flyer scale model of the famous Alco Diesel, with TWO worm-drive motors, built-in Horn and operating Knuckle Couplers. Made to travel at super speeds, it will also pull a heavy freight or passenger load. Forest green and gold on satin silver finish. 24" long.



No. 3745 TWIN UNIT DIESEL **\$38.75**
SWITCHER LOCOMOTIVE
 WITH BUILT-IN HORN AND PULL-MOR POWER

New scale model, beautifully detailed double-header Diesel switcher "workhorse," with authentic Texas & Pacific R.R. orange-and-black markings. First unit has worm-drive motor, also contains Diesel horn which blows by remote control. Locomotive has massive heavyweight trucks and knuckle couplers front and rear. 21 1/4" long.



No. 372 GP-7 UNION PACIFIC DIESEL SWITCHER **\$25.95**
 WITH PULL-MOR POWER

New and colorful General Motors switcher locomotive with authentic Union Pacific R.R. gray-and-yellow markings. Can pull 40 or more cars; operates by remote control. 11 1/4" long.



No. 466 "SILVER COMET" DIESEL LOCOMOTIVE **\$25.95**
 WITH PULL-MOR POWER

This big Diesel "growler" will handle your long freight drags with dispatch or make a speedy on-time passenger run. Powerful worm-drive motor assures realistic starting and stopping. Full remote control operation. Arctic blue-green and yellow on satin silver finish. 12 1/4" long.

AMERICAN FLYER Diesels

No. 4713 AMERICAN FLYER DIESEL — "THE CHIEF"
WITH DIESEL ROAR, TWO WORM-DRIVE MOTORS, HORN AND PULL-MOR POWER

\$56.95

The finest Diesel locomotive made — and now with new American Flyer Diesel "Roar", reproducing the sound effects of real Diesel motors. Entire locomotive measures over 36 inches long and has twin motors to provide flashing speed and unlimited power. Built-in realistic Horn blows by remote control and with Pull-Mor power this big beauty can haul the longest freight or passenger train. Finished in Santa Fe R.R. colors: satin silver with red nose and yellow striping. Measures 36 1/4" long.



No. 476 AMERICAN FLYER SILVER ROCKET "B" UNIT WITH DIESEL ROAR \$15.95

If you now have or are planning to add a double "A" unit Silver Rocket locomotive to your American Flyer model railroad you'll certainly want this amazing "B" unit that duplicates the sound of real Diesel motors — from idling to running full throttle. Your Diesel trains will not only look real but will sound real, as well. Unit measures 12 1/4" long.



AMERICAN FLYER Locomotives and "B" Units
featuring the amazing new

Diesel "ROAR"



No. 480 AMERICAN FLYER SILVER FLASH "B" UNIT
WITH DIESEL ROAR, HORN AND CONTROLLER

\$15.95


Couple this "B" unit with the sensational Diesel Roar sound effects behind your Silver Flash "A" unit locomotive and you'll have a Diesel "growler" that really sounds like the McCoy. Advance the throttle and hear the big motors build up to a thundering roar—reduce the throttle and the motor roar diminishes to a booming idle. It's the peak of railroading fun! Locomotive also has realistic built-in Horn. "B" unit is 12 1/4" long.

No. 467 AMERICAN FLYER SILVER COMET DIESEL "B" UNIT
WITH DIESEL ROAR, HORN AND CONTROLLER

\$15.95


This trim, realistic "B" unit features the new true-to-life diesel "Roar" that reproduces the motor sound of both a running and idling Diesel locomotive. Provides brand new realism to the fun of model railroading! Can be added to any American Flyer Comet "A" unit loco. Built-in Horn blows by remote control. Locomotive is 12 1/4" long.

AMERICAN FLYER ACTION CARS




No. 974 OPERATING BOX CAR **\$8.95**

Your rail terminals will have all the hustle and bustle of a real freight yard when this remote control car goes into action! Grates load through sliding door and are carried to trainman, who tosses one out when you press button. 7 13/16" long.




No. 977 ACTION CABOOSE **\$5.75**

There's never been a car like it before in model rail-roading history — and it provides freight trains that have it with twice the realism. Each time train stops, trainman on rear platform leans out to check cars ahead. When train resumes run, he returns to his post. Lots of fun — and it's all automatic! 6" long. Illuminated.




No. 919 OPERATING DUMP CAR **\$8.95**

Load coal, ballast, ore, slag, etc., and dump it by remote control! Body tilts, sides lower and contents slide out. Heavy die-cast chassis. Bin, artificial coal, control units, etc., included. 6 3/4" long.




**No. 918 MAIL
PICK-UP CAR** **\$7.95**

Action and fun at its best! Just like real railway post office cars on fast limiteds, this American Flyer rolling stock takes aboard one sack of mail while it tosses out another. Works by remote control at all speeds. Mail station and two sacks included. 10 3/4" long.



No. 914 LOG UNLOADING CAR **\$6.85**

Here's the car you'll want for those logging operations in the "big timber" country. When you touch the remote control button the bottom tilts up, the sides lower and out spill the logs. Chassis is heavy die casting body and stakes are pressed steel. 7 3/4" long.



No. 915 UNLOADING CAR **\$6.85**

You can have endless hours of fun with this action car! Even though the car is far away, you press the remote control button and the platform swings around, tilts up and the truck rolls down the incline. Heavy steel construction, beautifully finished. Automatic controls included. 7 3/4" long.




No. 960G BAGGAGE AND CLUB CAR **\$8.35**

Loaded with detail. Has heavy chassis, die cast trucks, interior lighting. Green stripe. 12 3/4" long.



No. 962G VISTA DOME PULLMAN CAR **\$9.40**

Highly detailed model of America's most popular car. Die cast trucks, interior lighting. 12 3/4" long.



No. 953R BAGGAGE AND CLUB CAR **\$8.35**

Has 6-wheel die cast trucks and wealth of body detail. Silhouetted passengers. Red finish. Illum. 12" long.




No. 954R OBSERVATION CAR **\$9.40**

Observation railing brightly finished; detail includes steps, rivets, etc. Illuminated. Red. 12".



No. 961G STREAMLINED COACH **\$8.35**

Your passengers will relax in comfort in this scale model beauty! Illuminated. Has green stripe. 12 3/4".



No. 963G STREAMLINED OBSERVATION **\$9.40**

Long, low, streamlined, luxurious! Rear warning light. Illumination, die cast trucks. 13" long.



No. 952R ILLUMINATED PULLMAN **\$8.35**

Lounge windows have imitation shades. 6-wheel die cast trucks, illumination, red finish. 12" long.



No. 951R BAGGAGE CAR **\$5.00**

Patterned after R.R. Express cars. Sintered iron trucks, accurate detail. Red finish. 10 3/4" long.

AMERICAN FLYER PASSENGER CARS

Save

ON THESE

ROLLING STOCK GROUP OFFERS!

Assortment No. 1

Includes

- #911 Pipe Car
- #916 Container
- Condola Car
- #912 Chemical Car and
- #926 Tank Car

(Illustrated on next page)
If purchased separately
these cars would cost
\$18.95

SPECIAL
GROUP PRICE: **\$14⁹⁵**
YOU SAVE \$4.00

Assortment No. 2

Includes

- #913 Box Car
- #922 Cck Car
- #925 Tank Car
- #931 Condola
- #940 Hopper
- #947 Refrigerator Car

(Illustrated on pgs. 36-37)
If purchased separately
these cars would cost
\$26.50

SPECIAL
GROUP PRICE: **\$19⁹⁵**
YOU SAVE \$6.55

Assortment No. 3

Includes

- #921 Cool Car
- #944 Crane
- #945 Work & Bound
- #946 Floodlight Car

(Illustrated on pgs. 36-37)
If purchased separately
these cars would cost
\$25.35

SPECIAL
GROUP PRICE: **\$19⁹⁵**
YOU SAVE \$6.40

Assortment No. 4

Includes

- #951G Baggage Car
- #952G Pullman
- #953G Baggage & Club
- #954 Observation


All cars have green finish.
(Illustrated on this page
with suffix "R" instead
of "G".)

If purchased separately
these cars would cost
\$29.60

SPECIAL
GROUP PRICE: **\$19⁹⁵**
YOU SAVE \$9.65

AMERICAN FLYER Scale Model Freight and Work Cars

For Special Money-Saving Offers
See Page 35



No. 911 PIPE CAR \$4.65
Six aluminum-finished molded pipes carried aboard C. & O. Railroad Gondola Car. 8" long.



No. 912 CHEMICAL CAR \$5.25
Beautifully detailed and carrying authentic Koppers emblem and lettering. Railroad black finish. 7 1/2" long.



No. 913 GREAT NORTHERN BOX CAR \$4.65
Accurate scale model, minutely detailed. Has Great Northern R.R. emblem. Sliding doors. 7 13/16" long.




No. 916 CONTAINER GONDOLA CAR \$4.65
Real railroads ship huge containers of chemicals, powders and liquids in gondola cars like this. 8" long.



No. 920 SOUTHERN R.R. GONDOLA \$4.20
One of most useful cars in any freight haul. Roomy loading area. 8" long.



No. 921 BURLINGTON R.R. HOPPER \$5.25
One of finest freights ever made. Handsomely detailed car with realistic coal. 5 3/4" long.



No. 922 "GAEK" BOX CAR \$4.65
Every model R.R. fan will want one of these dark green cars with yellow lettering and striping. Mass of detail. Sliding doors. 7 13/16" long.




No. 924 CEMENT CAR \$5.25
Simulated roof loading hatches, rivet heads, ladders and other detail all faithfully reproduced. Jersey Central R.R. markings. Gray finish. 5 3/4" long.



No. 925 GULF TANK CAR \$4.65
One of most popular cars in any freight division. Aluminum finish with GULF markings. 7 3/4" long.



No. 926 TANK CAR \$5.25
Brand new three-dome tanker, like kind on big roads. Carries authentic GULF emblem. 7 3/4" long.




No. 929 CATTLE CAR \$5.00
Scale model of car used to transport steer to stockyards. Sliding doors. Beautifully detailed. 7 13/16" long.




No. 930 ILLUMINATED CABOOSE \$4.65

This scale model "shanty" is all set to take its place at the tail end of your freight haul. Interior lighting. 6" long.



No. 936 DEPRESSED CENTER FLAT CAR \$5.75

Massive, die-cast chassis carries reel of simulated lead cable, lashed to car deck. 10 1/2" long.



No. 946 POWER FLOODLIGHT CAR \$7.95

Giant floodlight swivels in circle and tilts up or down. Heavyweight die-cast chassis. 10 1/2" long.




No. 931 GONDOLA CAR \$4.20

Can carry scrap metal, lumber, ore and other materials. Fully detailed. 8" long.




No. 941 FRISCO LINES GONDOLA \$4.20

Complete prototype detail. Roomy loading space in body. S.L. & S.F. "Frisco" markings. 8" long.



No. 940 WABASH R.R. HOPPER \$4.65

Realistic jet black finish with Wabash lettering in striking white. Minute detail. 6 3/4" long.




No. 945 WORK & BOOM CAR \$6.25

Ideal companion car with Wrecking Crane, or use by itself. Die-cast chassis. 8 3/4" long.



No. 944 OPERATING WRECKING CRANE \$8.35

Hook raises and lowers manually; another wheel raises and drops boom. Heavy duty construction throughout. 13 1/2" long.



No. 937 M.K.T. BOX CAR \$4.65

Handsome yellow-and-black with Tuscan roof and ends, like Missouri, Kansas, Texas R.R. rolling stock. Sliding doors. 7 13/16" long.



No. 947 REFRIGERATOR CAR \$4.65

Handsome orange sides with Tuscan roof and dresnaught ends. Northern Pacific R.R. markings. Sliding doors. 7 13/16" long.



No. 948 TRACK CLEANING CAR \$6.85

Two leading wipers clean rails with solvent as car runs; trailing wipers dry track. 10 1/4" long.

GILBERT ERECTOR

"THE WORLD'S GREATEST TOY"

PARACHUTE JUMP Safely built with No. 10½ Erector



No. 1½ ERECTOR —
THE BUILDER'S SET

\$2.10

Fun for the young builder! Four sizes of steel girders, 2 kinds of base plates and host of other parts sufficient to build score upon score of interesting models. Illustrated "HOW TO MAKE 'EM" book shows 40 of them including Baggage Truck, Swing, Prairie Schooner, Express Wagon, Crane Hoist, but actually number is unlimited. Parts arranged for easy accessibility. Set measures 12½" long x 9½" wide x ¾" high.



Built With
No. 1½ Erector



No. 2½ ERECTOR —
THE APPRENTICE SET

\$3.65

Enough parts to build hundreds of models, including Ferris Wheel, Trailer, Farm Wagon, Elevated Crane, Dutch Windmill, Portable Derrick, Inclined Railway and Foot Bridge. 10½-men girders can be assembled in square girder form — strongest construction principle known. Wheels, pulleys, plates, screwdriver, etc., are also included. Illustrated "HOW TO MAKE 'EM" book. Set measures 18" long x 10" wide x 1½" high.



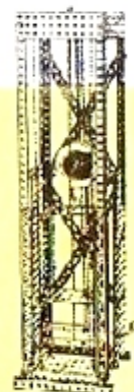
Built With
No. 2½ Erector



No. 3½ ERECTOR —
THE PROFESSIONAL SET

\$5.25

With the giant baseplates and three different sizes of angle girders — 12", 6" and 3" — such interesting models as the Hoist, Elevator, small Ferris Wheel, Truck, Portable Jib Crane and others, can all be built with this colorful set. Two huge tiers contain 182 parts, including wheels, pulleys, plates and assorted girders. Box measures 18" long, 10" wide, 2" high.



Built With
No. 3½ Erector



No. 4 1/2 **ERECTOR** —
THE MOTORIZED SET

\$10.45

Two big tiers provide multitude of parts—girders, plates, wheels, etc.—to build such models as Windmill, Jug Saw, small Airplane Ride, Antogiro, Trip Hammer, small Walking Beam Engine, Stamp Mill, Railroad Bridge and a lot more. Wind-up Motor enables action models to operate under own power. Lavishly illustrated "HOW TO MAKE 'EM" book tells step-by-step building method. Steel chest measures 16 1/4" long, 10 1/2" wide, 3" high.



No. 6 1/2 **ERECTOR** —
THE ELECTRIC ENGINE SET

\$15.65

Builds the Thrilling Airplane Ride, Lift Bridge, Windmill, Pump, Pile Driver, Delivery Truck and scores of others. Big, heavy gauge steel chest has more than 325 parts including Girders, Gears, Pinions, Wheels, Plates, Bolts, etc. Powerful electric motor for putting many models into action, runs in forward and reverse, has multiple speed combinations. Illustrated building book. Chest is 18" long, 13" wide, 3" high.



No. 7 1/2 **ERECTOR** —
THE ENGINEER'S SET

\$18.85

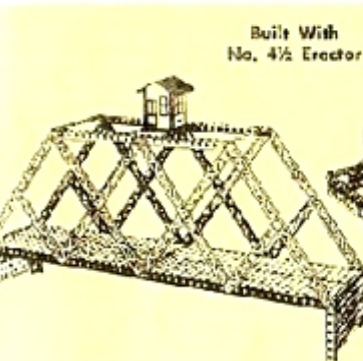
Builds the Walking Beam Engine and engineering marvels like the Balance Bridge, Blasting Engine, Derrick, Air Compressor, Steam Plant, Twin Cylinder Engine, and many others, with the more than 360 parts in this huge cabinet set. Electric motor has variety of speeds, runs in forward and reverse, turns both vertical and horizontal shafts. "Fire-box glow" assembly in boiler models, plus Flex-O-Matic coupling included. Hinged, steel chest is 18 1/2" long, 10 1/4" wide, 2 3/4" high.




No. 8 1/2 **ERECTOR** —
THE ALL-ELECTRIC SET

\$25.50

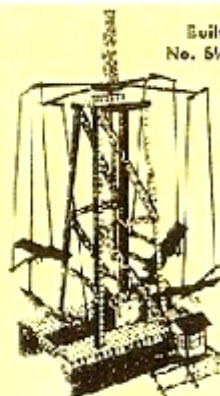
Builds the Colorful Ferris Wheel, Oil Drilling Rig, Cantilever Bridge, Operating Elevator and hundreds of additional models. Nearly 15 POUNDS of Girders, Gears, Pinions, Wheels and other parts make up this massive set. Electric motor has 4-position forward-and-reverse gearing; electro-magnet (for derrick models) picks up steel girders with ease. Includes "Fire-box glow" assembly and Flex-O-Matic coupling. Hinged-cover steel chest is 20 1/4" long, 12 1/4" wide, 2 3/4" high.




Built With
No. 4 1/2 Erector



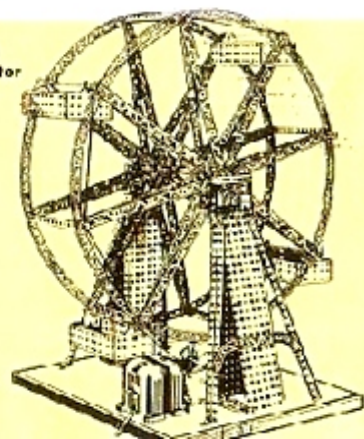
Built With
No. 6 1/2 Erector



Built With
No. 7 1/2 Erector



Built With
No. 8 1/2 Erector



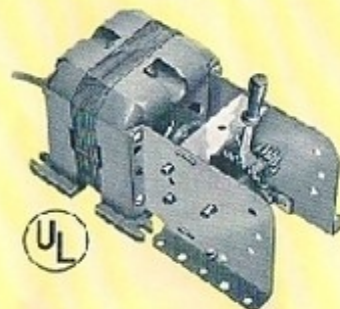
Make An Exciting Amusement Park!

GILBERT CHEMISTRY SETS...




No. 10½ ERECTOR—THE AMUSEMENT PARK SET **\$41.95**
BUILDS PARACHUTE JUMP and MERRY-GO-ROUND

A magnificent set to last for a lifetime — 25 lbs. of parts and equipment to build hundreds upon hundreds of interesting models. Set in steel chest, has powerful electric motor to put action into such models as Traveling Crane, Horizontal Engine, Power Plant and others. Has electro-magnet, Flex-O-Matic Coupling, girders, gears, pintons, wheels and many, many other parts. Contains all necessary pieces for making colorful carnival models: Airplane Ride, Merry-go-Round, Parachute Jump, sideshow booths, etc. Steel chest measures 22" long, 13½" wide, 2¾" high.




No. A49 ERECTOR MOTOR **\$6.25**

Ferris Wheels revolve, Bridges raise and pistons pump when this rugged power plant goes to work. Has two forward and two reverse positions on power take-off. By adding extra gears provided with most sets (6½ and up), additional speeds can be obtained. Motor rated at 120 volts, 60 cycles, A.C. Approved by Underwriters' Laboratories.



No. 1 GILBERT CHEMISTRY **\$2.60**
HEATLESS BEGINNER'S OUTFIT

A Chemistry Set that needs no heat in order to conduct experiments and it's completely safe for everyone! Set enables user to perform 118 experiments: Magic Blueprint, Elastic Egg, Rock Salt, Vanishing Cream, Invisible Ink, Magic Pen, and many others. Contains 18 pieces of apparatus and chemicals: Zinc Oxide, Sodium Carbonate, Diglycol Stearate, etc., plus test tubes, spoon, shovel, and other equipment. 72-page illustrated Manual. Set measures 18" long, 10" wide, 1½" high.



No. 5 GILBERT CHEMISTRY **\$5.25**
JUNIOR LABORATORY

Over 225 fascinating experiments can be performed with this full-sized all-steel laboratory. You can make mucklage, casein, printer's ink, perfumed soap, magic fire ink, bayberry candle, purple flame, black lacquer and scores of other things with the 26 pieces of chemicals and equipment. Steel test tube rack tilts forward for easy accessibility; clear "see-through" bottles include Ammonium Chloride, Sodium Carbonate and other essential chemicals. "FUN WITH GILBERT CHEMISTRY" book has 84 pages, fully illustrated. Chest is 9½" x 13½" x 1½" and opens to 1½ feet long.

CASH PRIZE CONTEST

To the boy or girl performing the most important research in Microscopy or Chemistry the Gilbert Hall of Science will award \$100.00 in cash. To the next 10 winners \$10.00 each will be given. Entrants must be 17 or under. To qualify in Chemistry Division send full description of experiments (typed, if possible) to Chemistry Contest, Gilbert Hall of Science, Erector Square, New Haven 6, Conn., by April 17, 1956. Awards to be announced July 3, 1956.

Educational... Fun... SAFE!

No. 14 GILBERT CHEMISTRY SET WITH MICROSCOPE

\$14.65

Combine the sciences of Chemistry and Microscopy in one big laboratory set! Microscope has magnification of 60 power, plus unique Polaroid device that shows the brilliant colors of specimens under the lens. Chemical bottles, on double shelf, are held in place by ingenious metal clips. Set includes "FUN WITH GILBERT CHEMISTRY", "GILBERT MICROSCOPE", "GLASS BLOWING" manuals and dissecting stand. All-steel cabinet measures $9\frac{1}{2}" \times 13\frac{1}{4}" \times 4\frac{1}{4}"$, opens to 28 $\frac{1}{2}"$ long.



No. 12 GILBERT CHEMISTRY SENIOR LABORATORY

\$10.45

Features 6 big shelves of chemicals and powders, and new plastic box for apparatus. Set has chemicals and apparatus for 379 thrilling experiments! Alcohol lamp, glass stirring rods, funnel, etc., are included in list of professional equipment. 84-page "FUN WITH GILBERT CHEMISTRY" plus "GILBERT HOME CHEMISTRY" and "GLASS BLOWING" describe hundreds of other experiments. Set measures $9\frac{1}{2}" \times 18\frac{1}{4}" \times 3\frac{1}{4}"$.

No. 25 GILBERT CHEMISTRY NUCLEAR PHYSICS SET

\$23.65

This massive Gilbert Chemistry Set is not only a fully-equipped chemical laboratory, but also has apparatus and instructions in the fascinating field of Atomic Energy! Enough chemicals and equipment for 480 interesting experiments. Atomic Energy apparatus includes Spinthariscopes (enables you to watch disintegration of atomic particles speeding at 10,000 miles per second) plus safe radioactive ore. List of experiments a most endless! Turn water to wine, ink to water, make a magic rose, etc., etc. 5 illustrated books. Steel chest measures $19" \times 13\frac{1}{4}" \times 3\frac{1}{4}"$.



Precision $1\frac{1}{2}$ volt motor has "see-through" housing to study operation.

No. 3 FUN WITH ELECTRICITY SET

\$10.45

Not only offers hours of fun and enjoyment but also provides complete education in whys and wherefores of electricity. Includes $1\frac{1}{2}$ volt electric kit motor with "see-through" housing, brass-plated pulleys, brass-plated gears, mounting brackets, axle, 2 four inch bar magnets, 2 solenoid coils, $5\frac{1}{2}"$ battery holder, 2 dry cells — $1\frac{1}{2}$ volt bulb, telegraph key unit, electric bell, mounting base, glass, carbon, zinc and rubber rods, powdered iron and ammonium chloride, 3 parts bottles and illustrated manual. Set is $20\frac{1}{4}"$ long, $13\frac{1}{4}"$ wide, $1\frac{1}{4}"$ deep.

Perform hundreds of interesting experiments!
Make a light telegraph...
electric storm...
electromagnetic gun...
magic cork... buzzer
telegraph system...
many others.



All Brand **NEW** for '55! GILBERT TOOL CHESTS



No. 4 GILBERT TOOL CHEST SET
17 PIECES

\$5.25

One of the best dollar values in tool chest history! Heavy gauge steel chest, with durable red enamel finish, contains 4" Screwdriver, combination Saw, Awl, die cast Plane, Bent Nose Pliers, 4 pieces Sandpaper, Carpenter's Pencil, Hammer, metal Try Square, metal Triangle, Carpenter's 12" Ruler, combination Level and Ruler, Brace-and-Bit. Chest measures 16 1/4" long, 8 3/4" wide, 3" high.



No. 5 GILBERT TOOL CHEST
19 PIECE SET

\$6.25

Real value for the young carpenter! Includes 4" Screwdriver, combination Saw, Mallet, Awl, 1/4" Chisel, die cast Plane, Compartment Tool Box (contains Tack Hammer, Bent Nose Pliers, Screwdriver, Pliers, Nails, Screws), 4 pcs. Sandpaper, Carpenter's Pencil, Hammer, metal Try Square, metal Triangle, Carpenter's 12" Ruler, combination Level and Ruler. All-steel construction, baked enamel chest measures 16 1/4" long, 8 3/4" wide, 3" high.



No. 3 GILBERT TOOL CHEST

\$3.10

13 PIECE SET

Ideal starter set of tools for Dad's young helper; teaches how to handle, use and care for saws, chisels and other equipment. Set includes combination Saw, Mallet, 5" Screwdriver, Bent Nose Pliers, 4 pcs. Sandpaper, Carpenter's Pencil, metal Triangle & Ruler, Hammer, 6" metal Try Square, 12" Carpenter's Ruler. Has removable Tool Tray for on-the-job work. All-steel baked enamel chest is 13 1/4" long, 7 3/8" wide, 2 1/4" high.



No. 8 GILBERT TOOL CABINET
20 PIECE SET

\$9.45

Big all-steel cabinet is just right for junior on-the-job projects! Contains Hammer, Brace, 12" Saw, Bent Nose Pliers, metal Triangle, Carpenter's Pencil, Putty Knife, 1/4" Chisel, 4" Screwdriver, 5" Screwdriver, Awl, metal Try Square, 4 pcs. Sandpaper, Combination Level (for angular, vertical and horizontal use), die cast Plane, 1/8" Twist Drill, metal Hack Saw. Illustrated folder included. Cabinet is 20" wide, 16 1/2" high, 4" deep, opens to 20 1/4" high.



No. 12 GILBERT TOOL CABINET — 24 PIECE SET **\$12.50**

Huge assortment of tools packed in upright carpenter's type steel cabinet. Includes 4" Screwdriver, Mallet, Awl, 1/4" Chisel, 7" die cast Plane, Putty Knife, Combination Level (for angular, vertical, horizontal use), Brace, 10" Crosscut Saw, 3/4" Chisel, 5" Screwdriver, Utility Can, Bent Nose Pliers, 4 pcs. Sandpaper, Carpenter's Pencil, metal Triangle, large Claw Hammer, 8" metal Try Square, Hack Saw, 1/4" Twist Drill, Wrecking Bar, Illustrated folder. Cabinet is 19" high, 10" wide, 4" deep and opens to 20 1/2".



No. 16 GILBERT TOOL CABINET — 37 PIECE SET **\$15.65**

Complete set for the advanced junior carpenter. Sturdy steel cabinet opens to 20 1/2" and contains: 4" Screwdriver, Mallet, Awl, 1/4" Chisel, 7" die cast Plane, Putty Knife, Combination Level (for vertical, horizontal, angular use), 5" Screwdriver, 10" Crosscut Saw, 3/4" Chisel, Utility Can, 12" Keyhole Saw, 5 piece Twist Drill set (1/16" to 1/4"), Bent Nose Pliers, 4 pcs. Sandpaper, Carpenter's Pencil, metal Triangle, Hammer, 8" metal Try Square, Hack Saw, Wrecking Bar, Hobby Hand Drill, 6 ft. Folding Ruler, 3 pc. Open End Wrench set — 1/4" to 9/16". Illustrated folder. Cabinet is 21" high, 10" wide, 4" deep.

GILBERT

Do-it-Yourself POWER TOOLS

No. B149 \$35.95
"Drill-Loader" POWER TOOL SET

31 PIECE HEAVY DUTY OUTFIT

Ideal outfit for either the junior carpenter or his father. Use for drilling, polishing, grinding, buffing, sanding, mixing and other jobs. Drill has 1/4" Jacobs chuck and runs at 2,000 R.P.M. at 120 volts, 60 cycles, A.C.



For Junior...or his Dad

SET INCLUDES THE FOLLOWING:

- B147 1/4" drill
- Drill Stand
- Paint Mixer
- 1 1/2" Rubber Drum
- 6" Buffing Bonnet
- 6 Sanding Discs (5")
- 2 Cloth Discs (5")
- 3" Wire Brush
- 3" Grinding Wheel
- 1/4" Twist Drill
- 7/32" Twist Drill
- 3/16" Twist Drill
- 5/32" Twist Drill
- 1/8" Twist Drill
- 3/32" Twist Drill
- 1/16" Twist Drill
- #4 Wood Bit
- #5 Wood Bit
- #6 Wood Bit
- #7 Wood Bit
- #8 Wood Bit
- 4" Buff
- 5" Rubber Disc
- 2 Sanding Drums (1 1/4")

*Packs a Wallop of
POWER*




**Designed for Balance
and Easy Handling**

No. B147 GILBERT 1/4" DRILL

\$28.95

What boy wouldn't give his eye teeth for a rugged drill like this that makes light work of building a club house, a boat, racer or any other woodworking project. Handy for Dad, too, and has ample power for the toughest of jobs. Runs on 120 volts, 60 cycles, A.C., at 2,000 R.P.M. 1/4" Jacobs chuck. Trigger switch with bar lock.



GILBERT


MICROSCOPE SETS

PARFOCALIZED — Field stays in view even when turret changes.

STOP LOCK — Turrets click into place automatically.

POLAROID — Reveals specimens in full brilliant colors.

BRAND NEW — Microscopes redesigned, bigger, more powerful.



No. 21 GILBERT MICROSCOPE SET
In Steel Cabinet

\$19.75

Semi-professional set, for school lab work! Ideal for boys and girls of all ages. 4-turret Microscope has magnification of 3,600, 27,000, 40,000 and 105,625 times. Has "click-stop" turret lock; Parfocalizing keeps field in view. Polaroid, Jr., specimen slides, dissecting equipment, chemicals, stains, mixing tray, etc. Chest 18 1/4" long (opened); 16 1/2" high, 4" wide.

CASH PRIZE CONTEST

To the boy or girl performing the most important research in Microscopy or Chemistry the Gilbert Hall of Science will award \$100.00 in cash. To the next 10 winners \$10.00 each. Entries must be 17 or under. To qualify, send full description of experiments (typed, if possible) to Microscope Contest, Gilbert Hall of Science, Erector Square, New Haven 6, Conn., by April 17, 1956. Awards to be announced July 3, 1956.



No. 9 GILBERT MICROSCOPE SET
In Steel Cabinet

\$10.45

Area of magnification of 3,600, 40,000, and 105,625 times, this 3-turret microscope outfit is a great value! "Click-stop" locks turrets into place automatically. Parfocalizing keeps field in view when turrets change. Has Polaroid, Jr., dissecting stand, slides, stains, mixing tray, chemicals. "Scope 8 1/2" high. Chest 13 1/4" high, 5" wide, 10" long (open).



No. 20 GILBERT MICROSCOPE SET

\$17.75

Powerful 3-turret Microscope magnifies objects 120, 200 and 450 times actual size! Set has variety of chemicals and specimens; has top and substage lights for specimen illumination. Dri-Electric Power Pack provides power source. 2 illus. manuals. 20" long (opened), 14" high, 5-7/16" wide.



No. 5-7 GILBERT MICROSCOPE \$6.25

Has amazing new Parfocalizing no need to re-adjust field of view when turrets change. Area of magnification is 3,600, 40,000 and 105,625 times. Has new "click-stop" turrets and Polaroid, Jr. Includes specimen slide and 2 clear glass slides. Microscope 8 1/2" high. Box is 10 1/2" high, 5 1/4" wide, 3 1/4" deep.

No. 5-16 GILBERT MICROSCOPE

\$10.15

Has features usually found only in professional "scopes! Four turrets have area of magnification of 3,600, 22,500, 40,000 and 105,625 times! Parfocalizing keeps field in view even when turrets change. Polaroid, Jr., finger tip control, tilt mirror, optical lens, specimen slide. "Scope is 8 1/2" high. Luggage case 10 1/2" high, 6" wide, 4 1/4" deep.



No. 5 GILBERT MICROSCOPE SET

\$5.25

Accurately ground, optical lens; Gilbert Microscope magnifies 60 times actual size and Polaroid device brings out wonderland of colors. Dissecting equipment, slides, specimens, etc., included. Microscope has adjustable focusing knob, 80-page illus. book. 18" long x 10" wide x 3" high.



No. 8 GILBERT MICROSCOPE SET

\$8.35

Semi-professional set! Microscope magnifies specimens 80, 80 and 210 times actual size. Lenses are optical glass. Focusing is quick, field of view large. Has Polaroid attachment, test tubes, forceps, chemicals, slides, hand lens. 18" long, 10" wide, 3" high.

THE A. C. GILBERT COMPANY
ERECTOR SQUARE, NEW HAVEN 6, CONN.

GILBERT HALLS
OF SCIENCE AT:

NEW YORK — Fifth Ave. and 25th St.
CHICAGO — 512 S. Michigan Ave. (Congress Hotel)
MIAMI — 50 S.E. Third Ave.
WASHINGTON, D. C. — 1610 K St., N.W.